



JP-AUSTRALIA
Stand Up Paddle 2019





ALLROUNDAIR

10'6"x32" SE/LE/LEC
10'6"x32" WS SE
11'0"x34" SE/LE
11'0"x34" WS LE

page 8



CRUISAIR

11'6"x30" SE/LE/LEC
11'6"x30" WS SE
12'6"x32" SE/LE

page 10



SPORTSTAIR

12'6"x26" SE new size
12'6"x28" SE
12'6"x30" SE
14'0"x30" SE

page 12



SURFAIR

9'7"x31" SE

page 14



RIVAIR

9'6"x35" SE

page 16



new shape

ANGLAIR & ADVENTURAIR

ANGLAIR 11'0"x38" SE
ADVENTURAIR 12'0"x36" WS SE

page 18



page 19



MONSTAIR

16'0"x58" SE
18'0"x72" SE

page 20



YOUNG GUN AIR

8'10"x31.5" 212 WS LE
10'6"x25" RACAIR LE

page 22



SURF

7'2"x25" **PRO**
7'6"x27" **PRO**
8'1"x28" **PRO**
8'6"x29" **PRO/WE** new shape
8'10"x30" **PRO/WE**
9'2"x30" **PRO/WE**

page 28



SURF
SLATE

7'4"x26.5" **PRO**
7'8"x29" **PRO/WE**
8'2"x30" **PRO/WE**
8'10"x31" **PRO/WE**

page 30



FOIL
SLATE

7'4"x26.5" **PRO**
7'8"x29" **PRO**
8'2"x30" **PRO**
8'10"x31" **PRO**

page 32



FOIL

6'8"x26" **PRO/WE**
7'0"x28" **PRO/WE**

page 33



SURF
WIDE

8'2"x31.5" **PRO/WE/AST**
8'8"x32" **PRO/WE/AST**
9'3"x32.5" **PRO/WE/AST**

page 34



FUSION

9'2" x 30.5" **WE/AST**
9'8" x 31" **WE/AST**
10'2" x 32" **WE/AST/SD**
10'8" x 34" **WE/AST/SD**

page 36



LONGBOARD

9'6" x 28" **PRO/WE**
10'0" x 29" **PRO/WE**
10'6" x 30" **PRO/WE/AST**
11'6" x 31" **WE/AST**

page 38



WIDE
BODY

10'0"x33.5" **AST/SD**
10'2"x35" **AST/SD**

page 40



HYBRID

10'8"x31" **WE/AST**
11'6"x32" **WE/AST**
12'6"x30" **WE/AST**

page 42



OUTBACK

10'6"x31.5" **AST**
12'0"x32.5" **AST**
12'6"x30" **AST**

page 44



ALLWATER
GT

12'6"x28.5" **BIAX/WE**
14'0"x27.5" **BIAX/WE**

page 46



ALLWATER
RACE

12'6"x23" **CARBON/BIAX**
12'6"x25" **CARBON/BIAX**
14'0"x22" **CARBON**
14'0"x23.5" **CARBON/BIAX**
14'0"x25.5" **CARBON/BIAX**

page 48



DOWNWIND
RACE

14'0"x24.5" **CARBON/BIAX**
14'0"x27" **CARBON/BIAX**

page 50



FLATWATER
RACE

14'0"x21.5" **CARBON**
14'0"x23" **CARBON/BIAX**
14'0"x25" **CARBON/BIAX**

page 52



INFLATABLE TECHNOLOGY

THE MOST ADVANCED INFLATABLE CONSTRUCTION

- LIGHTER
- STIFFER

PRE-LAMINATION

Our triple layer *Superior Edition* and our double layer *Light Edition* constructions both include the specially developed process of pre-lamination. This high tech process consists of machine-lamination of the multiple layers into a shell that has accurate thickness as well as superior abrasion and stretch properties. Compared to normal double layer boards we have been able to remove the manual glue application from the process and with it the room for error, the excess weight of the glue and the additional health hazards for our workers.

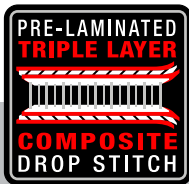
The fiber reinforced layers create super strong and durable boards with a minimal amount of stretch.

SUPERIOR EDITION SE

The 3 pre-laminated composite layers consist of 2 airtight PVC sheets bonded to a Polyester 1000D fabric to create one super strong shell. This shell is then machine laminated directly onto the 500D Polyester Drop Stitch fabric. The pre-lamination and the composite structure create an unprecedented weight/stiffness/durability ratio ever produced in an inflatable SUP. Most of the boards are offered in 6" thickness, with the exception of the SurfAir 9'7" (4" thick) and the MonstAir 18'0" (8" thick).

3D STRINGER

This year we are introducing an original technical solution - the 3D Stringer. The 3D Stringer connects the deck, rail and bottom into one stiffening U-beam. This has increased the stiffness of the boards up to 30%. Furthermore, the 3D Stringer increases the safety of the boards against leaking as we have dramatically increased the glued overlap surface in the high stress standing area.

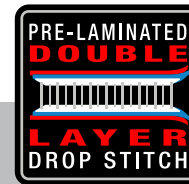


LIGHT EDITION LE

The pre-laminated double layer Light Edition construction is the ultimate in light weight. The machine-pre-laminated 2 layers of air tight PVC creates a durable shell of accurate thickness. This shell is then machine laminated directly onto the 500D Polyester Drop Stitch fabric. To avoid compromise in stiffness of the Light Edition boards we offer them in 6" version only, with the exception of the Young Gun Air boards (5" thick).

3D STRINGER


This year we are introducing an original technical solution - the 3D Stringer. The 3D Stringer connects the deck, rail and bottom into one stiffening U-beam. This has increased the stiffness of the boards up to 30%. Furthermore, the 3D Stringer increases the safety of the boards against leaking as we have dramatically increased the glued overlap surface in the high stress standing area.



LIGHT ECONOMY LEC

The pre-laminated double layer Light Edition construction is the ultimate in light weight. The machine-pre-laminated 2 layers of air tight PVC creates a durable shell of accurate thickness. This shell is then machine laminated directly onto the 500D Polyester Drop Stitch fabric. To avoid compromise in stiffness of the Light Economy boards we offer them in 6" version only.

All the inflatable technologies feature:



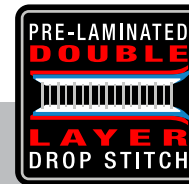
Eva Pad
Diamond grooving + fine grooving for better gripping and comfort



Simple operation Inflation valve
Safe and fast push and turn system



US compatible Finbox
Easy mounting system without special tools (except RivAir and Anglair)





Greta & Andy



Greta & Andy



Andy Chambers
Photos: Thorsten Indra



SE

LE

LEC

ALLROUNDAIR

ALL ROUND - FOR ALL

Narrower nose allows for minimal push of the water in the front, resulting in a faster glide with each paddle stroke. The parallel outline ensures great traction and less paddle-hand changes. This also brings another advantage – a wider tail that significantly improves stability of the board. The two sizes will cover the widest range of average paddler's needs; from absolute beginners to those taking first white water runs, from beginner surfers to yoga enthusiasts. Choose one of the two models with the windsurfing option to double the potential of these great boards.

The AllroundAirs are available in Superior and Light Edition. The Windsup models come with an additional 10" center fin and a windsurfing mast plug.

Tail Rail Edge

The Tail Rail Edge enhances the performance of the boards by allowing a quick water release. This technology is featured on the SE and LE models.



SIZE	TECHNOLOGY	LENGTH	WIDTH	VOLUME	THICKNESS	WEIGHT	FINS
10'6" x 32"	SUPERIOR EDITION LIGHT EDITION LIGHT ECONOMY	319cm	81cm	318L	15.2cm/6"	t. b. a. 8.0kg/17.6lbs 7.5kg/16.5lbs	Fin 9"
10'6" x 32" <i>ws</i>	SUPERIOR EDITION	319cm	81cm	318L	15.2cm/6"	t. b. a.	Fin 9" + Fin 10"
11'0" x 34"	SUPERIOR EDITION LIGHT EDITION	335cm	87cm	353L	15.2cm/6"	t. b. a. 8.6kg/19lbs	Fin 9"
11'0" x 34" <i>ws</i>	LIGHT EDITION	335cm	87cm	353L	15.2cm/6"	t. b. a.	Fin 9" + Fin 10"





CRUISAIR

CRUISING, TOURING & FITNESS

The CRUSAIRS are the perfect design for your everyday paddle, touring and fitness. They are an excellent choice for those looking for a faster glide without compromising the stability. The balanced shape outline with wider tail and narrower outline combines stability with speed. This fast and stable concept is also available with a windsurfing option to maximize the fun on the water.

The CRUISARS are available in Superior and Light Edition. The 11'6"x30" Windsup comes with an additional 10"center fin and a windsurfing mast plug.

Tail Rail Edge

The Tail Rail Edge enhances the performance of the boards by allowing a quick water release. This technology is featured on the SE and LE models.



SIZE	TECHNOLOGY	LENGTH	WIDTH	VOLUME	THICKNESS	WEIGHT	FINS
11'6" x 30"	SUPERIOR EDITION LIGHT EDITION LIGHT ECONOMY	350cm	76cm	311L	15.2cm/6"	10.5kg/23.1lbs t. b. a. t. b. a.	Fin 9"
11'6" x 30" <i>WS</i>	SUPERIOR EDITION	350cm	76cm	311L	15.2cm/6"	t. b. a.	Fin 9" + Fin 10"
12'6" x 32"	SUPERIOR EDITION LIGHT EDITION	381cm	81cm	367L	15.2cm/6"	t. b. a. 8.8kg/19.4lbs	Fin 9"





SPORTSTAIR

LIGHT & STIFF

The Sportstair range is stable, stiff and light. A wider tail for stability, the 3D stringer in addition to the Superior Edition construction for amazing stiffness and a raked, race shaped fin for tracking.

This year we have added the 26" wide version for those advanced or lighter paddlers looking for a faster glide.

Tail Rail Edge

The Tail Rail Edge enhances the performance of the boards by allowing a quick water release.



Vinnicius Martins
Photos: Thorsten Indra

SIZE	TECHNOLOGY	LENGTH	WIDTH	VOLUME	THICKNESS	WEIGHT	FIN
12'6" x 26" <small>new size</small>	SUPERIOR EDITION	381 cm	66 cm	290 L	15.2 cm/6"	t. b. a.	10"
12'6" x 28"	SUPERIOR EDITION	381 cm	71 cm	311 L	15.2 cm/6"	t. b. a.	10"
12'6" x 30"	SUPERIOR EDITION	381 cm	76 cm	336 L	15.2 cm/6"	t. b. a.	10"
14'0" x 30"	SUPERIOR EDITION	426 cm	76 cm	377 L	15.2 cm/6"	t. b. a.	10"





SURFAIR

SURFING THE AIR

This 3D Stringer and the tail release edge have further improved this amazing performer. The 4" thickness ensures the rail will be able to hold the turn with ease. Forget the airline fees and pack it into a standard suitcase if you will. Roll it, pump it, surf it!

Tail Rail Edge

The Tail Rail Edge enhances the performance of the boards by allowing a quick water release.



Keahi de Aboitiz
Photos: Steve McCormack

SIZE	TECHNOLOGY	LENGTH	WIDTH	VOLUME	THICKNESS	WEIGHT	FINS	SIDE FINS
9'7" x 32"	SUPERIOR EDITION	292cm	81cm	175L	10.2cm/4"	7.7kg/17lbs	Fin 9"	Side fin 3" (x4)



RIVAIR

WHITE WATER ACTION

The 3D Stringer has stiffened up the new Rivair and the new kick-up fin enables it to venture over any possible obstacle. The standard full deck EVA pad ensures your feet stay in position in the sketchy sections of the most demanding descents. The perfect tool for the white water descents!



SIZE	TECHNOLOGY	LENGTH	WIDTH	VOLUME	THICKNESS	WEIGHT	FIN
9'6" x 35"	SUPERIOR EDITION	289cm	89cm	318L	15.2cm/6"	10kg/22lbs	Kick up fin



Marko Postonjski
Photos: Thorsten Indra

ANGLAIR

new shape

COMBINING TWO GREAT SPORTS IN ONE

The AnglAir is a dedicated fishing specialist. The board has a super wide outline at 38" that offers a stable platform for long hours on the water. Full of specialized features like Scotty mounts, bungee tie downs and stake out loops, it makes sure that all the accessories that you will need can be loaded to it. A kick-up fin for an easy glide over shallow areas completes the package.

SIZE	TECHNOLOGY	LENGTH	WIDTH	VOLUME	THICKNESS	WEIGHT	FINS
11'0" x 38"	SUPERIOR EDITION	335cm	96cm	419L	15.2cm/6"	13kg/28.7lbs	Kick-up fin

bungee tie downs and stake out loops, it makes sure that all the accessories that you will need can be loaded to it. A kick-up fin for an easy glide over shallow areas completes the package.



SE



Sebastian Kornum
Photos: Thorsten Indra

ADVENTURAIR

EXPANDING FRONTIERS

The Adventurair can do it all - windsurf, white water paddling, fishing and touring. The Scotty mounts for fishing rods, the mast plug for windsurfing, the wide array of bungee straps, D-rings and handles, Adventurair has it all! The quad setup with four 3" short soft fins is there

SIZE	TECHNOLOGY	LENGTH	WIDTH	VOLUME	THICKNESS	WEIGHT	CENTER FINS	SIDE FINS
12'0" x 36" WS	SUPERIOR EDITION	366cm	91cm	405L	15.2cm/6"	13.4kg/29.5lbs	Fin 9" + Fin 10"	4x Fixed Fin 3"

for those shallow river pockets or white water action. You can add the middle fin for added traction and a center fin for better upwind performance while windsurfing.

SE



MONSTAIR

THE MONSTROUS SIZE OF A BOARD FOR THE MONSTROUS AMOUNT OF FUN!

All aboard the Monstairs! Jump on for team paddling, surfing, windsurfing, kitesurfing, or just relaxing on your private island.
*Dogs not included



SIZE	TECHNOLOGY	LENGTH	WIDTH	VOLUME	THICKNESS	WEIGHT	FINS
16'0" x 58"	SUPERIOR EDITION	488cm	147cm	950L	15.2cm/6"	29kg/63.9lbs	4x 10"
18'0" x 72"	SUPERIOR EDITION	549cm	183cm	1700L	20.3cm/8"	t. b. a.	4x 10"



Billy Markham
Photos: Thorsten Indra



YOUNG GUN WS & RACAIR



LE

LE

YOUNG GUN AIR LE - YOUNG GUN FUN

This super fun package fits two great sports into a very light backpack. Due to the extremely light construction the kids will instantly take off whether powered by a sail or a paddle. The board features a larger center fin to add traction and stability for those first windsurfing steps. The nature of the inflatable construction ensures the kids will not hurt themselves if they fall on the board or that the board will be damaged if they bump into something.

YOUNG GUN RACAIR LE - YOUNG GUN PERFORMANCE

The 25 inch wide Young Gun Racair is the ideal choice for the kids who take paddling a little bit more serious. Since kids shoulders are narrower than those of adults they need a narrower board to learn proper paddling technique. Serious performance shape outline for the fun day on the water!



Liam Dunne
Photos: Thorsten Indra

MODEL & SIZE	TECHNOLOGY	LENGTH	WIDTH	VOLUME	THICKNESS	WEIGHT	FINS
YOUNG GUN 8'10" x 31.5" WS	LIGHT EDITION	270cm	80cm	212L	12.7cm/5"	6.9kg/15.2lbs	Fin 9" + Fin 10"
YOUNG GUN RACAIR 10'6" x 25"	LIGHT EDITION	319cm	64cm	207L	12.7cm/5"	6kg/13.2lbs	Fin 10"




INFLATABLES
ACCESSORIES

**LIGHT
EDITION
BAG**
(comes with
LE / LEC Boards)

**SUPERIOR
EDITION
BAG**
with wheels
(comes with SE Boards)



REPAIR
KIT



USER
MANUAL



DOUBLE
ACTION
PUMP



VISION X RIG & VISION RIG
(sold separately or as a part of a WS package)



RIGS

SAIL	MAST	BOOM	BATTENS
VISION 1.5	2pc Epoxy 228 cm	100-140 cm	3 (+1)
VISION 2.5	2pc Epoxy 296 cm	110-150 cm	3 (+1)
VISION 3.5	2pc Epoxy 338 cm	140-190 cm	4 (+2)
VISION 4.5	2pc Epoxy 383 cm	160-210 cm	4 (+2)
VISION 5.5	2pc Epoxy 415 cm	160-210 cm	4 (+2)
VISION X 1.5	3pc Epoxy 220 cm	2pc, fix 102 cm	1 (+1)
VISION X 2.5	4pc Epoxy 291 cm	2pc, fix 132 cm	1 (+1)
VISION X 3.5	4pc Epoxy 333 cm	2pc, fix 147 cm	1 (+1)
VISION X 4.5	4pc Epoxy 374 cm	2pc, fix 172 cm	1 (+1)

INTERNATIONAL TEAM RIDERS

JP AUSTRALIA



NATIONAL TEAM RIDERS

AUSTRALIA: Bryn Lloyd, Daniel Van Der Sluys, Geoff Breen, Guy Linton, Jack Holliday, Jim Moore, Mark Dunn, Marty Carter, Michelle Malmedal Solar, Nic Walker, Pete Tomsett, Phil Stoddart, Rob Pirie, Scott Solar, Todd Mingramm

AUSTRIA: Laura Bartl

BELGIUM: Dirk de Beuf, Jill Carton, Miguel Vanderschaeghe, Niels vanden Eynden, Steven van Broeckhoven, Stijn Langenaken

BRAZIL: Bruno Pitanga, Maira Azevedo, Roberto Vieira

CHILE: Cesar Zavala, Christopher Conry, Felipe Pizarro, Felipe Valdivia, Gian Paolo Lombardi, Ignacio Spencer, José Miranda, Jose Quintana, Renzo Lombardi, Vincenzo Sciaraffia

CROATIA: Ernest Kiseljak, Lucija Hren, Marko Butraković, Maro Srezović, Nikica Ljubek, Tomo In Der Muhlen

CYPRUS: Savvas Savva

DENMARK: Amine Bouizgaren, Andre Østergaard, Christian Gabel, Christoffer Lejland, Jens Møller, Jill Christina Hansen, Jeppe Ingversen, Johan Ingversen, Jonas Bagger, Jonas Knudsen, Lars Bjerregaard, Mads Holdgaard, Martin Velling, Sebastian Kornum, Thorsten Johansen

ENGLAND: Charlie Jones, Dave Ewer, Jim Jangles, Pete Edkins, Mark Richardson, Tim Harley, Will Rogers

ESTONIA: Erno Kaasik

FINLAND: Michael Lindberg

FRANCE: Tom Villedary, Paul Conrad, Nicolas Gallay, Christophe Guérin

GERMANY: Carol Scheunemann, Emely Siewert, Thomas Reppich, Armin Zeitler, Philipp Mrozik

GREECE: Dimitris Apalagakis, Kapetan Garidas, Spiros Zotos

ITALY: Greta Marchegger, Leonardo Toso, Tommaso Pampinella

JAPAN: Masayuki Takahata, Ikuzo Fujimura, Yuji Wakimoto

LITHUANIA: Arnis Mikelionis, Darius Mikelionis

NETHERLANDS: Gerry Ruiter, Hub Dekkers, Maarten van Ochten, Patrick Kerkhof, Robert Adrichem

NEW ZEALAND: Jack Holliday, Jim Moore, Mark Dunn, Phil Stoddart

NORWAY: Helge Stærk

PERU: Gonzalo Iglesias, Javier Garcia-Burgos

SINGAPORE: Tuan Lam

SPAIN: Mar Perez, Enrique Pérez Serra, Fernando Pérez Serra, Francesc Creixell, Albert Folch, Alex Lopez, Carlo Locatelli, Cristobal Gomez, Josep Orriach, Maria Jimenez, Veronica Llorens

SWEDEN: Markus Boman, Stefan Mayer, Ulrik Kursten

TAHITI: Alex Dedan, Bruno Lamy, Bruno Tauhiro In Man, Maguy Temaana

USA: Alexandra Menk, Jake Portwood, Carl Soranno, Ian Ovestee, Jacob Olivier, Kyle Elison, Marina Marselli, Nessa Brunton, Packet Casey, Rachel Chase, Stephen Chase, Jeff Briley

Keahi & Vinni
Photos: Thorsten Indra, Katya Kova, Alexandre Merlet

Innegra Rail

Innegra is a high modulus polypropylene fibre that has excellent impact resistance. The pigmented resin in combination with the Innegra fiber saves weight and prevents paint chipping.

Volcanic Basalt Rail

Basalt on the Wood Edition boards adds strength, stiffness and abrasion resistance. Basalt is 100% volcanic rock, a natural and sustainable fiber.

COMPOSITE TECHNOLOGY

INNEGRA RAIL FEATURES ON THE FOLLOWING PRO BOARDS:

SURF, SURF SLATE, FOIL, FOIL SLATE, SURF WIDE, LONGBOARD

VOLCANIC BASALT RAIL FEATURES ON THE FOLLOWING WOOD EDITION BOARDS:

SURF, SURF SLATE, FOIL, SURF WIDE, FUSION, LONGBOARD



Keahi de Aboitiz



Sebastian Kornum
Photos: Thorsten Indra



Keahi de Aboitiz



PRO

WE

SURF

TOP TO BOTTOM PERFECTION

The JP-Australia Surf range is designed for the "no-compromise", top to bottom performance in the proper surf conditions for riders of all sizes. The whole Surf line has unique features; single to double concave flowing into a V tail, pulled in nose and tail, progressive rocker line and thin rails. All new for 2019 is the 8'6"x29". Werner has slightly thinned out the rails and pulled in the nose and the tail, but the volume remains at 113L.

All of the PRO boards come with a 5 fin setup option and 3 fins. The smaller sizes from 7'2" through to 8'6" all come with 3 FCS plugs for the center fin position instead of the US box to keep the weight down to a minimum. The 3 plugs provide 2 center fin position options and the boards come with a RTM thruster fin set. The 8'10" and the 9'2" have the 5 fin option with the US box for the center fin to be able to accommodate a bigger fin. The Wood Edition come with standard - US box thruster set up.

The PRO layup of our SURF boards has no carbon as we believe that carbon makes the boards too stiff for the surf. We have kept a natural flex pattern with strategic dual density sandwich layup and optimized fiber direction. For 2019 we have developed rail construction with Innegra fiber on the PRO boards and Basalt fiber on the Wood Edition boards. No more paint chipping.

Innegra on the PRO boards adds the abrasion resistance but it doesn't add stiffness as we didn't want to alter the flex pattern of the boards. Basalt on the Wood Edition boards adds strength, stiffness and abrasion resistance. Basalt is 100% volcanic rock, a natural and sustainable fiber.

SIZE	TECHNOLOGY	LENGTH	WIDTH	VOLUME	THICKNESS	WEIGHT	FINS	SIDE FIN
7'2" x 25"	PRO EDITION	219cm	64cm	82L	10.6cm/4.2"	t. b. a.	Center R7 FCS	2x Thruster R5
7'6" x 27"	PRO EDITION	229cm	69cm	92L	10.2cm/4.0"	t. b. a.	Center R7 FCS	2x Thruster R5
8'1" x 28"	PRO EDITION	246cm	71cm	103L	10.6cm/4.2"	t. b. a.	Center R7 FCS	2x Thruster R5
8'6" x 29" <small>new shape</small>	PRO EDITION WOOD EDITION	259cm	74cm	113L	10.4cm/4.1"	t. b. a. t. b. a.	Center R7 FCS StandUp 5.5" US	2x Thruster R7 2x Thruster M7 FCS
8'10" x 30"	PRO EDITION WOOD EDITION	270cm	77cm	128L	10.9cm/4.3"	t. b. a. 8.8kg/19.4lbs	StandUp 6.5" US StandUp 6.5" US	2x Thruster R7 2x Thruster M7 FCS
9'2" x 30"	PRO EDITION WOOD EDITION	279cm	77cm	135L	11.5cm/4.5"	t. b. a. 9.3kg/20.5lbs	StandUp 6.5" US StandUp 6.5" US	2x Thruster R7 2x Thruster M7 FCS





SURF SLATE

LIGHTNING FAST

Stable, fast and reactive are the main strengths of the Surf Slates. Use the extra speed to glide across flat sections of the wave or to hit the lip with full power. The bottom shape features a V entry that flows into a deep single concave ending with a subtle V right at the center fin position. This ensures smooth lift and an easy rail-to rail transfer.

Innegra on the PRO boards adds the abrasion resistance but it doesn't add stiffness as we didn't want to alter the flex pattern of the boards. Basalt on the Wood Edition boards adds strength, stiffness and abrasion resistance. Basalt is 100% volcanic rock, a natural and sustainable fiber.


The boards feature a 5 fin option and come with a RTM thruster set-up.

The Surf Slates will bring out the best of any conditions you can find out there, a true all-round high performance shape.



SIZE	TECHNOLOGY	LENGTH	WIDTH	VOLUME	THICKNESS	WEIGHT	FINS	SIDE FIN
7'4" x 26.5"	PRO EDITION	223cm	67cm	96L	10.4cm/4.1"	t. b. a.	Center R7 FCS	2x Thruster R5 FCS
7'8" x 29"	PRO EDITION WOOD EDITION	236cm	74cm	112L	10.6cm/4.2"	t. b. a. 8kg/17.6lbs	Center R7 FCS* Center R7 FCS	2x Thruster R7 FCS* 2x Thruster R7 FCS
8'2" x 30"	PRO EDITION WOOD EDITION	249cm	76cm	131L	11.3cm/4.4"	t. b. a. 8.8kg/19.4lbs	Center R7 FCS* Center R7 FCS	2x Thruster R7 FCS* 2x Thruster R7 FCS
8'10" x 31"	PRO EDITION WOOD EDITION	269cm	79cm	147L	10.4cm/4.1"	t. b. a. 9.6kg/21.2lbs	Center R7 FCS* Center R7 FCS	2x Thruster R7 FCS* 2x Thruster R7 FCS

* = Resin Transfer Molded



Photos:
Thorsten Indra



Keahi de Aboitiz
Photo: Thorsten Indra



Sebastian Kornum
Photo: Thorsten Indra



Keahi de Aboitiz

FOIL SLATE

FOIL SLATE

In addition to the dedicated Foil boards we have also introduced the full line of FOIL SLATE boards that combine the proven SURF SLATE shapes with the Foiling option. The Foil Slates also have long track boxes for added windsurf foiling option.

SIZE	TECHNOLOGY	LENGTH	WIDTH	VOLUME	THICKNESS	WEIGHT	FINS	SIDE FIN
7'4" x 26.5"	PRO EDITION	223cm	67cm	96L	10.4cm/4.1"	t. b. a.	Center R7 FCS	2x Thruster R5 FCS
7'8" x 29"	PRO EDITION	236cm	74cm	112L	10.6cm/4.2"	t. b. a.	Center R7 FCS	2x Thruster R7 FCS
8'2" x 30"	PRO EDITION	249cm	76cm	131L	11.3cm/4.4"	t. b. a.	Center R7 FCS	2x Thruster R7 FCS
8'10" x 31"	PRO EDITION	269cm	79cm	147L	10.4cm/4.1"	t. b. a.	Center R7 FCS	2x Thruster R7 FCS



PRO

FOIL SLATE

For 2019 Werner has developed the dedicated Foil shapes with great input from Keahi. The boards are short for reduced swing weight during pumping and maneuvers. The extremely beveled rails help reduce the wetted surface at take-off and prevent the board from catching the water in the turns. The cut-out tail section on the bottom surface has the same purpose.

The flat deck ensures stability. The pad features an increased arch line along the center so that you can feel the center of the board without even looking down. The pad tail kick is positioned perfectly for optimized foiling stance. The boards come with 2 foot-straps and foot-strap plugs.

The 2 track boxes for the plate mounted foils have a generous length of 33cm so you can also use the board for light wind windsurf foiling at the back position.

SIZE	TECHNOLOGY	LENGTH	WIDTH	VOLUME	THICKNESS	WEIGHT
6'8" x 26"	PRO EDITION WOOD EDITION	203cm	66cm	96L	11.2cm/4.4"	t. b. a. t. b. a.
7'0" x 28"	PRO EDITION WOOD EDITION	213cm	71cm	115L	11.2cm/4.4"	t. b. a. t. b. a.



PRO

WE



SURF WIDE

FULL ACTION IN FULL COMFORT

The Surf Wide line provides all the features of a full-on performance shaped surf paddleboard with the comfort of the added width. The thin rails hold the turn smoothly and the slightly flatter rocker line generates a lot of speed. The entire line features slightly pulled in nose and a squash tail for a quicker release.

The stability combined with unbelievable turning potential is still the main characteristic of this progressive shape concept. The PRO boards have 3 FCS center fin plugs in addition to the standard quad set-up. Try them in a Thruster set up for the bigger days or even as a Nubster set up. The boards come with a quad fin set.

Innegra on the PRO boards adds the abrasion resistance but it doesn't add stiffness as we didn't want to alter the flex pattern of the boards. Basalt on the Wood Edition boards adds strength, stiffness and abrasion resistance. Basalt is 100% volcanic rock, a natural and sustainable fiber.

Keahi de Aboitiz
Photos: Thorsten Indra

Sebastian Kornum



SIZE	TECHNOLOGY	LENGTH	WIDTH	VOLUME	THICKNESS	WEIGHT	FIN	SIDE FIN
8'2" x 31.5"	PRO EDITION	249cm	80cm	123L	10.7cm/4.2"	t. b. a.	2x Thruster R7	2x Thruster R3
	WOOD EDITION					8.1kg/17.9lbs	2x Thruster M7	2x Thruster FCS M3
	AST LIGHT					8.2kg/18.1lbs	2x Thruster M7	2x Thruster FCS M5
8'8" x 32"	PRO EDITION	265cm	81cm	140L	10.7cm/4.2"	t. b. a.	2x Thruster R7	2x Thruster R5
	WOOD EDITION					8.9kg/19.6lbs	2x Thruster M7	2x Thruster FCS M5
	AST LIGHT					9.7kg/21.4lbs	2x Thruster M7	2x Thruster FCS M5
9'3" x 32.5"	PRO EDITION	282cm	83cm	159L	11cm/4.4"	t. b. a.	2x Thruster R7	2x Thruster R5
	WOOD EDITION					8.9kg/19.6lbs	2x Thruster M7	2x Thruster FCS M5
	AST LIGHT					9.8kg/21.6lbs	2x Thruster M7	2x Thruster FCS M5





Greta and Sebastian
Photo: Thorsten Indra

FUSION

THEY LOVE THE WAVES

The combination of a surf board outline, subtly curved rocker line and generous volume thinned out on the rails through a step deck is a winning concept that fuses glide and stability with great surfing characteristic. The bottom shapes feature concaves throughout running into a V towards the tail. The V in the tail helps to rail up when going down a wave.

Their noses create efficient lift and the thinned out rails produce good bite during turns. The 10'2" and the 10'8" are also available as a Soft Deck version and come in a single fin option while all the other sizes come with a thruster set-up. The FUSIONs have a really good glide and are happy in flat water paddling, but they love the waves.



WE

AST LIGHT

SD



Kenny Kaneko
Photo: Samir Kurtagić



Greta Marchegger
Photo: Thorsten Indra



Vinnicius Martins
Photo: Thorsten Indra

SIZE	TECHNOLOGY	LENGTH	WIDTH	VOLUME	THICKNESS	WEIGHT	FIN	SIDE FIN
9'2" x 30.5"	WOOD EDITION AST LIGHT	279cm	77cm	139L	10.2cm/4"	8.5kg/18.7lbs 8.7kg/19.2lbs	StandUp 6.5"	2x Thruster M7 FCS
9'8" x 31"	WOOD EDITION AST LIGHT	294cm	80cm	152L	10.6cm/4.2"	9.7kg/21.4lbs 10.2kg/22.5lbs	StandUp 6.5" StandUp 8.0"	2x Thruster M7 FCS -
10'2" x 32"	WOOD EDITION AST LIGHT SOFT DECK	311cm	82cm	170L	10.3cm/ 4.1"	10.5kg/23.1lbs 11.1kg /24.5lbs 12.5kg/27.6lbs	StandUp 6.5" StandUp 9.0" StandUp 9.0"	2x Thruster M7 FCS - -
10'8" x 34"	WOOD EDITION AST LIGHT SOFT DECK	325cm	87cm	193L	10.9cm /4.3"	11.3kg/24.9lbs 11.8kg/26lbs 13kg/28.7lbs	StandUp 8.0" StandUp 9.0" StandUp 9.0"	2x Thruster M7 FCS - -





Keahi de Aboitiz
Photos: Thorsten Indra




LONGBOARD

CLASSIC PERFORMANCE

The Longboard line is a full-on surf performance oriented. All four sizes feature a very subtle step deck and a nicely pulled in tail. The narrow tail, in combination with a V, makes them very loose and responsive. A flat deck curve gives the rider confidence when paddling and the stability needed to cross the breaking waves. The smooth bottom curve provides good glide and, in combination with the increasing tail kick, easy rail to rail transition.

The Longboards have an amazing range of use. They work great for beginners to experts, from first paddle strokes to hanging ten!



SIZE	TECHNOLOGY	LENGTH	WIDTH	VOLUME	THICKNESS	WEIGHT	FIN	SIDE FIN
9'6" x 28"	PRO EDITION WOOD EDITION	290cm	71cm	130L	9.9cm/3.9"	t. b. a. 8.8kg/19.4lbs	StandUp 6.5"	2x Thruster M3 FCS
10'0" x 29"	PRO EDITION WOOD EDITION	305cm	74cm	149L	10.8cm/4.3"	t. b. a. 9.4kg/20.7bs	StandUp 8.0"	2x Thruster M3 FCS
10'6" x 30"	PRO EDITION WOOD EDITION AST LIGHT	319cm	76cm	160L	10.8cm/4.3"	t. b. a. 9.9kg/21.8lbs 12.1kg/26.7lbs	StandUp 8.0" StandUp 8.0" StandUp 9.0"	2x Thruster M3 FCS 2x Thruster M3 FCS -
11'6" x 31"	WOOD EDITION AST LIGHT	350cm	79cm	209L	10.8cm/4.3"	10.7kg/23.6lbs 12.9kg/28.4lbs	StandUp 9.0"	- -





Marko Postonjski

WIDE BODY

STABILITY FOR EVERYONE

The Wide Body boards are perfect choice for beginners as well as riders up to 120kg, regardless if it is flat water paddling, surfing or Yoga. These boards are great for every member of the family. Take your kids, your partner or even the dog for a cruise. The balanced outline, rocker line and volume distribution will make the paddling session effortless.



AST LIGHT

SD



Marko Postonjski
Photos: Samir Kurtagić



Kenny Kaneko

SIZE	TECHNOLOGY	LENGTH	WIDTH	VOLUME	THICKNESS	WEIGHT	FIN
10'0" x 33.5"	AST LIGHT SOFT DECK	306cm	85.5cm	179L	11.0cm/4.3"	12.1kg / 26.7lbs 13.5kg / 29.8lbs	Stand Up 9.0"
10'2" x 35"	AST LIGHT SOFT DECK	310cm	89cm	228L	12.9cm/5.1"	12.6kg / 27.8lbs 14.0kg / 30.9lbs	Stand Up 9.0"





Kenny Kaneko



Kenny Kaneko



Marko Postonjski



WE


AST LIGHT

HYBRID


TOUR & SURF

The subtle displacement bow flowing into a double concave bottom with soft thin rails and narrow tail provide a combination of good glide, stability and solid surfing characteristic. The Hybrids feature a long efficient water line offering a superior paddling sensation on flat water with the longboard type of tail for easy rail to rail transfers in the surf.

Take the Hybrid for a tour or a downwind run and check out the waves on your way back. Bring along your necessities under the bungee tie downs for a great day on the water.



SIZE	TECHNOLOGY	LENGTH	WIDTH	VOLUME	THICKNESS	WEIGHT	FIN
10'8" x 31"	WOOD EDITION AST LIGHT	323cm	79cm	191L	12.7cm/5.0"	10.9kg/24lbs 11.2kg/24.7lbs	Stand Up 9.0"
11'6" x 32"	WOOD EDITION AST LIGHT	350cm	82cm	212L	12.7cm/5.0"	11.7kg/25.8lbs 12.3kg/27.1lbs	Stand Up 9.0"
12'6" x 30"	WOOD EDITION AST LIGHT	381cm	76cm	238L	12.7cm/5.0"	11.7kg/25.8lbs 12.8kg/28.2lbs	Stand Up 9.0"



Photos:
Samir Kurtagić





10'6" x 31.5"
12'0" x 32.5"
12'6" x 30"
AST LIGHT

OUTBACK

RUNNING SILENT
Super stable parallel outline and the sharp displacement bow ensure an effortless and silent glide. Apart from standard fittings like multiple bungee tie downs, FCS nose plugs for GoPro or the JP standard windsurfing option, the Outback comes with cooler tie-down inserts, inserts for the JP Fishing Rack (sold separately) and a very special and unique storage system – the Light Capsule! The most versatile board out there just received two new siblings. Discover the new worlds with the amazing night paddling feature of the Outbacks!

The Light Capsule has a transparent bottom that lets you put in a flashlight of your choice for an amazing night paddling sensation! You can, of course use it to store car keys, your favorite drink or even tackle bait. The 10'6" and the 12'0" feature the fully padded nose for a comfortable ride of your kid or your dog. Paddle out and kick back - the Outback!



SIZE	TECHNOLOGY	LENGTH	WIDTH	VOLUME	THICKNESS	WEIGHT	FINS
10'6" x 31.5"	AST LIGHT	320m	80cm	218L	13.9cm/5.5"	12.9kg/28.4lbs	Race 8.4"
12'0" x 32.5"	AST LIGHT	365cm	83cm	295L	17.4cm/6.9"	15.3kg/33.7lbs	Race 8.4"
12'6" x 30"	AST LIGHT	381cm	76cm	301L	17.9cm/7.0"	15.4kg/33.9lbs	Race 8.4"



Fishing Rack
(sold separately)



ALLWATER GT

THE GRAND TOURER

The GT came to life after we developed the Allwater Race boards. When we realized how stable, fast and easy to paddle this shape was we immediately knew that we found the ideal formula for a performance oriented tourer. The main strong points of this magic shape are; high volume in the nose and the tail area for lift and stability in all conditions, wide square tail and the concave bottom for ultimate in stability and water line efficiency. The boards work great in rough water conditions, on downwind runs and in flat water – the true Allwater shape.

The bungee tie downs for "carry-on" items make sure you have everything for a comfortable cruise. The Allwater GTs come in the BIAx technology and the classic Wood Edition technology.



SIZE	TECHNOLOGY	LENGTH	WIDTH	VOLUME	THICKNESS	WEIGHT	FINS
12'6" x 28.5"	BIAx WOOD EDITION	381cm	72,4cm	322L	25cm/9.8"	12.6kg/27.7lbs 13.5kg/29.8lbs	Race 8.4"
14'0" x 27"	BIAx WOOD EDITION	426cm	70cm	343L	25cm/9.8"	13.7kg/30.2lbs 14.2kg/32.2lbs	Race 8.4"





Kenny Kaneko
Photos: Samir Kurtagić



CARBON

BIAX

ALLWATER RACE

THE MISSING LINK

We have tuned the Allwater range for 2019. The nose volume has been slightly thinned out to balance the shape evenly throughout. This is the board you can take to most of the races where you don't know for sure what conditions you can expect. The concave throughout the standing area maximize the stability and create a long flat rocker line section. The fin has a forward placed position for maximum maneuverability. Rocker line of the Allwater shape fit right in between the Downwind and the Flatwater shape.

SIZE	TECHNOLOGY	LENGTH	WIDTH	VOLUME	THICKNESS	WEIGHT	FINS
12'6" x 23"	CARBON BIAX	381cm	58.8cm	238L	21.3cm/8.3"	t. b. a. t. b. a.	Race 8.4"
12'6" x 25"	CARBON BIAX	381cm	63.6cm	256L	21.3cm/8.3"	t. b. a. t. b. a.	Race 8.4"
14'0" x 22"	CARBON	426cm	56.3cm	258L	22.0cm/8.6"	t. b. a.	Race 8.4"
14'0" x 23.5"	CARBON BIAX	426cm	60cm	275L	22.1cm/8.7"	t. b. a. t. b. a.	Race 8.4"
14'0" x 25.5"	CARBON BIAX	426cm	65.1cm	301L	22.1cm/8.7"	t. b. a. t. b. a.	Race 8.4"





DOWNWIND RACE

THE BUMP CATCHER

The dedicated downwind shape has an increased scoop rocker line compared to the Allwater shape for maximizing the glide time on a bump. The standing position is low and the volume is generous. The two sizes of the Downwind dedicated shape will cater for all levels and weights of the Downwind paddling enthusiasts.



CARBON

BIAX



Kenny Kaneko
Photos: Samir Kurtagić

SIZE	TECHNOLOGY	LENGTH	WIDTH	VOLUME	THICKNESS	WEIGHT	FIN
14'0" x 24.5"	CARBON BIAX	426cm	62.6cm	286L	23.0cm/9.1"	t. b. a. t. b. a.	Race 8.4"
14'0" x 27"	CARBON BIAX	426cm	69cm	312L	23.0cm/9.1"	t. b. a. t. b. a.	Race 8.4"





CARBON

BIAX



FLATWATER RACE

NO COMPROMISES


The 2019 Flatwater Race boards feature a dugout standing area for maximum stability. This has allowed us to go as narrow as 21.5". The stability of this narrowest version of this board is comparable to the 23" version of our 2018 model. The volume of the sidewalls will bounce you back in balance even if you are challenged by some chop. The high walls in the front will direct the water from entering and the drain pipes will clear the standing area of any water that might have gotten in. The smooth transition from deep standing area to the thick tail ensures easy movement towards the tail for pivot turning. The narrow nose transforms smoothly into a single concave bottom extending all the way to the tail. This creates a long water line resulting in great linear glide and directional stability.

new shape



Kenny Kaneko
Photos: Samir Kurtagić

SIZE	TECHNOLOGY	LENGTH	WIDTH	VOLUME	THICKNESS	WEIGHT	FINS
14'0" x 21.5"	CARBON	426cm	54.9cm	243L	26.8cm/10.5"	t. b. a.	Race Wide 8.3"
14'0" x 23"	CARBON BIAX	426cm	58.5cm	262L	26.8cm/10.5"	t. b. a. t. b. a.	Race Wide 8.3"
14'0" x 25"	CARBON BIAX	426cm	63.5cm	284L	26.8cm/10.5"	t. b. a. t. b. a.	Race Wide 8.3"



PADDLES

Concave V Blade

Feature on:
Carbon Pro
Carbon

The parallel outline in combination with the deep V concave provides a super stable and powerful catch. Even with a smaller size blade you can maximize the efficiency of your stroke with a minimal shoulder stress. The release is smooth for an easy transition towards the next stroke. The shapes are great for both racing and surfing.

Carbon Shaft
Carbon PRO models feature 100% 12K Biax Carbon for a controlled flex at the lowest possible weight. The Carbon models feature 60% 3K Carbon.

Blade laminate
The blade of both the Carbon PRO and Carbon paddles is laminated with 100% Carbon pre-preg 3K fiber for the ultimate in light weight performance.

ABS Edge

The durable ABS edge is well bonded to the prepreg fiber to make sure your paddle withstands impacts.

CNC machined PVC

The CNC machined core is made of dense PVC closed cell foam unlike the non-stable PU cores that some of the competition is using.

Anti-twist system

In 2019 we introduce the anti-twist system on all our paddles (except Alloy). The slotted extensions in combination with the matching clamp also ensure perfect alignment of the paddle extension.

All new Y Blade*

The all new "Y" dihedral shape provides a smooth catch and an effortless release.

All new Glass PE V Concave Blade**

The Glass PE paddles come with a brand new V concave blade for 2019. Super stable and smooth paddle strokes for the 90 in² blades.

Safety Pin

The safety pin has been added to the bottom connection of the 3 piece paddles as well as a reduced size clamp to reduce the weight even more.

PADDLE	MODEL	LENGTH	BLADE SIZE	WEIGHT
CARBON PRO 100% Carbon blade / 100% 12K Carbon shaft	1 PART "Cut to length"	< 217cm < 219cm	83 in² 90 in²	t. b. a. t. b. a.
	2 PARTS adjustable	160-215cm 162-217cm	83 in² 90 in²	t. b. a. t. b. a.
	3 PARTS adjustable	169-215cm 171-217cm	83 in² 90 in²	t. b. a. t. b. a.
CARBON 100% Carbon blade / 60% 3K Carbon shaft	1 PART "Cut to length"	< 217cm < 219cm	83 in² 90 in²	t. b. a. t. b. a.
	2 PARTS adjustable	160-215cm 162-217cm	83 in² 90 in²	t. b. a. t. b. a.
	3 PARTS adjustable	169-215cm 171-217cm	83 in² 90 in²	t. b. a. t. b. a.
CARBON GLASS 100% Carbon blade / Glass shaft / Carbon extension	2 PARTS adjustable	162-217cm	90 in²	t. b. a. t. b. a.
	3 PARTS adjustable	171-217cm	90 in²	t. b. a. t. b. a.
GLASS Glass blade / Glass shaft / Alloy extension	2 PARTS adjustable	162-217cm	90 in²	t. b. a. t. b. a.
	3 PARTS adjustable	171-217cm	90 in²	t. b. a. t. b. a.
GLASS PE Polyethylene blade / Glass shaft / Alloy extension	2 PARTS adjustable	217cm	90 in²	t. b. a.
	3 PARTS adjustable	162-217cm	90 in²	t. b. a.
	SMALL 2 PARTS adjustable	135-190cm	75 in²	t. b. a.
ALLOY ABS blade / Alloy shaft	3 PARTS adjustable	165-215cm	82 in²	1.100g

CARBON PRO PADDLES

100% Pre-preg Carbon, CNC shaped high density PVC core blade! 100% Pre-preg Carbon shaft! This is the only way to achieve lowest weight, quickest response and ultimate in performance. The concave V blades are powerful and super stable. They feature a generous ABS edge for the protection of your board and the blade. The handles are made of 100% Carbon. The Cut-To-Length Carbon handle is covered with comfortable EVA.

CARBON PADDLES

100% Pre-preg Carbon CNC shaped high density PVC core blade with a 60% Pre-preg Carbon shaft is a great performance paddle. We kept the "swing weight" low by using the full carbon blade. The 60% Pre-preg Carbon shaft is a better option for those looking for a slightly forgiving feel at a really low weight predominantly in waves or touring. The concave V blades feature a generous ABS edge for the protection of your board and the blade. The handles are made of 100% Carbon. The Cut-To-Length Carbon handle is covered with comfortable EVA.

CARBON GLASS PADDLES

The Carbon blade in combination with a Pre-preg fiberglass shaft provides very good performance at a great price. The matt finish on the shaft provides good grip. Comes with a 100% carbon slotted extension and handle.

GLASS PADDLES

Fiberglass flexes naturally and is therefore easy on your shoulders and back. The stringer inside the "Y" blade creates stiffness while the full fiberglass pressure molded blade is leak proof. The shafts have a horizontally roughened surface for a good grip. Comes with an Aluminum slotted extension and an ABS handle.

GLASS PE PADDLES

This combination of light fiberglass shaft and all new V Concave fiberglass reinforced Polyethylene (PE) blade is a great alternative to heavier alloy paddles. The shafts have horizontally roughened surface for a good grip and they come with an Aluminum slotted extension and an ABS handle.

ALLOY PADDLE

The 3 piece Alloy comes with compression clamps for both connections. The bottom part also has the safety pin. The Alloy paddle comes with an unbeatable advantage – the price!



SUBJECT TO ALTERATION. For additional information and weights please check our website.
Photos: Thorsten Indra, Samir Kurtagić, Steve McCormack, Marko Butraković



JP-AUSTRALIA.COM