

STAND UP PADDLING  
2019

***FANATIC***



# ADDICTED TO RIDE



**Our way of life is fuelled by our addiction to ride. We value each session, adventure and discovery, yet more than anything Fanatic is about giving back to you.**

**From top to bottom, our brand oozes experience. Each year we thrive on the fresh perspectives and technical know-how this brings. Our unique combination of experience and expertise enables us to transform great ideas into winning boards. Time and time again. Boards you will love just as much as we do.**

**Every board in our range has been meticulously developed, tested and refined to offer that extra notch of performance and that magical quality that we strive for in all of our products.**

**Welcome to our 2019 range.**

## We Are Fanatic

Founded in 1981, our brand represents over three decades of history and an ongoing promise to you: to deliver quality, innovation and service. Our reputation as one of the world's leading watersports brands has been built upon a resolute passion for the products we produce. Only the very best will do.

## What We Stand For

Fanatic is driven by our unwavering desire to create dream boards.

That vision may sound simple, but achieving it is not. We stand for everything that makes it possible: quality, innovation, knowledge, experience, consistency, integrity, Ocean Minded spirit and above all else, passion.

## 2019

Fuelled by the rocketing popularity of foiling and the conditions it opens up, our foil program has gone into overdrive for 2019!

Two brand new dedicated foil boards, the Sky SUP and Sky Surf, head up our foil range and are guaranteed to make even the smallest days feel awesome! The Aero Surf Foil 1500 will widen your surfing horizon!

A winning brand needs winning boards! For 2019 we have completely revamped and expanded our racing range; a redesigned Strike for ultimate speed, a brand new Falcon for downwind supremacy and the new addition to our range, the Blitz for simple all-round winning!

Holding true to our Ocean Minded we are extremely excited to launch our new Fly Eco Edition. Not only is this board a real head turner, it represents a massive step forward in producing environmentally friendly boards.

Along with our stunning new graphic update for 2019, there are simply too many new models and upgrades to mention here, so it's time to turn the page and start dreaming!




# MEET THE TEAM



SUP is evolving faster than ever with new niches, technologies and customer types all presenting opportunities and challenges. We at Fanatic are best positioned to help stabilise and grow the sport, with our 37 years of boardriding history and our worldwide network of distributors and dealers.

The huge variety of conditions SUP offers and the accessibility remain the key to both attracting newcomers and also keeping existing customers excited – whether touring at your local lake or enjoying fun waves in exotic locations, SUP remains the easiest watersport to learn, is fantastic for families and has exceptional effects on your strength, body and mind. Just stand up and go!

Craig Gertenbach – Brand Manager



## Brand Manager Craig Gertenbach

As Brand and Sales Manager for Fanatic, Craig divides his time between testing, sales, team management and boardbag packer at photoshoots. South African born and bred he took up windsurfing back in 1982, joining Fanatic as a rider and World Tour competitor in 1995.

## Product Manager Daniel Aeberli

Dani Aeberli has been ›Addicted to Ride‹ since he was 7 years old. As Fanatic Product Manager, Dani pursued his love of watersports by getting involved in the R&D and technical development of Windsurfing with Fanatic. Now, Stand Up Paddling and the creation of new products have become another passion of his, absorbing into his work and lifestyle.

## Product Engineer Vasin Siritho

Vasin Siritho is a passionate waterman with years of experience in the composite industry. He is the key link between our R&D/Product Management teams and our suppliers, making sure the great products we test year round, end up in the hands of our customers!

## Shaper Sebastian Wenzel

Sebastian Wenzel has been shaping boards since the early eighties. Filling the role of designer and shaper for Fanatic back in 1994, he introduced the premium CAD design process into windsurfing in 2004, our very first SUP's also benefitting greatly from this technology. His creative eye and passion for sport makes him a fundamental part of the progression and evolution of our lines, and the SUP sport in general.

## Shaper & R&D Sky Solbach

Sky joined the Boards&More family in 2004 as a team rider and enjoyed a successful competitive career for over 15 years. During that time, he became deeply involved in building and developing surfboards, kites, hydrofoils and SUPs. Sky attributes his ability to test gear at the highest performance levels. He develops boards and hydrofoils on his custom-built CNC machine just a stone's throw away from the world-class testing grounds of Maui's North Shore.

## Head of Marketing Karin Gertenbach

Karin is the Head of Marketing for Fanatic. Having joined the brand back in 1999, she has evolved and worked hard to grow its image as much as she can. Married to Brand Manager Craig, and with two kids who love to SUP too, she lives the job 24/7 and is truly ›Addicted to Ride!‹

## Head of Wave R&D & Marketing Manager Klaas Voget

Top 10 PWA competitor and SUP soulrider Klaas Voget, spends as much time as possible on the water. Having signed his first rider contract with Fanatic back in 1999, he got involved in the R&D in 2005. In 2007, Klaas became a full time pro rider dedicating his passion for Windsurfing and SUP to the brand and in 2015 he became Marketing Manager.



# NEW FOR 2019

## SKY SURF

PAGE NO. 98 - 101



The Sky Surf brings foiling to the wave face in its purest form! Our new dedicated foil surfboard let you catch waves earlier, glide on ocean swells and carve powerful turns on the smallest of waves.

- › Stable and quick to paddle due to increased volume, flat rocker and thick rails
- › Compact shape delivers the best combination of stability and manoeuvrability
- › Unique concaved deck shape provides increased leverage and control over the foil and gives a comfortable, stable platform to lie on

## SKY SUP

PAGE NO. 98, 102



Get hooked on the thrill of foiling and recalibrate your perspective on conditions. The new Sky SUP is a 100% dedicated foil board designed to get you stoked, even when the conditions aren't playing along!

- › Design is 100% optimised for foiling
- › Compact shape for stability and manoeuvrability
- › Bevelled rails for a soft touch-down and to avoid catching in tight turns on the wave
- › Concaved deck shape for increased comfort and control

## FLY ECO

PAGE NO. 120 - 123



The Fly Eco is more than just a field study of what's possible in terms of eco-friendly technology. Built with Flax, Cork and wood instead of a classic glass and PVC sandwich, it embodies our Ocean Minded spirit like no other board. It also happens to look absolutely stunning!

- › Built entirely without oil based PVC
- › Available in two sizes: 9'6" & 10'6"
- › True surfing rocker line with a flat into full V bottom for engaging carving sensations off the tail

## FALCON

PAGE NO. 134



The new Falcon is our downwind specialist, completely optimised for winning downwind races. This shape is all about incredible surfing speed blended with a level of control and stability that will keep you fresh and efficient for the whole distance!

- › Amazing glide through chop and waves
- › Extremely easy to catch waves
- › Efficient glide in flatwater due to the bow shape and rocker line
- › Recessed standing area for added stability and efficiency

## BLITZ

PAGE NO. 136



When you need a board that can handle all conditions, the Blitz is your instant winner. Completely new for 2019, this board is never out of its comfort zone. The Blitz will get you to the finish line first no matter what sea state you encounter!

- › Performs in everything from larger swell to flat water
- › Added nose lift to prevent catching or nose diving
- › Extremely efficient in backwash during races and when drafting
- › Curved rocker line ensures the board rides fast and high when surfing

## STRIKE

PAGE NO. 138



Redesigned for 2019, the Strike is our out-and-out speed machine. Quite simply the fastest board you can put your feet on! Its unique shape defies convention, delivering the stability of a wider board with the efficiency of a much narrower one.

- › Remains user friendly even when conditions deteriorate
- › Feels extremely efficient with very low resistance when paddling
- › Forward raked nose increases the effective waterline length and results in improved paddling efficiency



# TECHNOLOGY

## CST: Custom Surf Technology

SKY SURF, SKY SUP, PROWAVE LTD



- |  |                             |
|--|-----------------------------|
| 1 LIGHT FINISH AND WEIGHT SAVING GRAPHICS  | 5 VECTOR NET RAIL FRAME     |
| 2 GLASS FIBRE LAYER  | 6 SOLID GLASS FORCE PATCH   |
| 3 SOLID GLASS FORCE PATCH  | 7 ULTRA LIGHT FIBRE LAYER   |
| 4 EXTRA STRONG BAMBOO REINFORCEMENT (ENTIRE STANCE AREA, ONLY SKY SUP & PROWAVE) | 8 LIGHT AND STRONG EPS CORE |

Our new Custom Surf technology combines a lightweight custom layup with features such as Carbon stripes, Vector net and bamboo reinforcements providing the right amount of strength and flex needed for the high performance ProWaves and our new Sky Surf and SUP foil boards.

## VCT: Vector Net Technology

STUBBY FOIL, STUBBY, ALLWAVE




- |   |   |
|---|---|
| 1 LIGHT FINISH AND WEIGHT SAVING GRAPHICS | 5 EXTRA STRONG BAMBOO REINFORCEMENT (STANCE AREA) |
| 2 ULTRA LIGHT FIBRE LAYER                 | 6 SOLID GLASS LAYER                               |
| 3 GLASS CORE STRINGER                     | 7 ULTRA LIGHT FIBRE LAYER                         |
| 4 VECTOR NET RAIL FRAME                   | 8 SUPER LIGHT EPS CORE                            |

Our new Vector Net technology – with it's stringer and bamboo wood reinforcements in key areas – ensures a great strength to weight ratio and comes with exceptional frame stability for a direct and responsive feel.



**CCS:**  
**Custom Carbon Sandwich**  
**Light Finish Technology – Race**

FALCON, BLITZ, STRIKE



- |   |  |
|---|--|
| 1 LIGHT FINISH AND WEIGHT SAVING GRAPHICS | 6 HIGH DENSITY PVC SANDWICH (STANCE/STEP AREA) |
| 2 ULTRA LIGHT GLASS LAYER                 | 7 CARBON STANCE REINFORCEMENT PATCH            |
| 3 FULL CARBON KEVLAR LAYER                | 8 ULTRA LIGHT FIBRE LAYER                      |
| 4 UD CARBON RAIL REINFORCEMENT BAND       | 9 SUPER LIGHT CNC EPS CORE                     |
| 5 CARBON STANCE FORCE PATCH               |  |

Carbon Kevlar is a high-end technology with perfectly balanced weight, strength and impact resistant characteristics. Carbon rail sections and a complete High-Tech Carbon bottom layer deliver an impeccable weight / stiffness ratio. With a fantastic dynamic flex due to its very fine weave, it is used for our high performance Falcon, Blitz and Strike Carbon models\*.

\*Blitz 14' x 26" and Strike 14' x 25" are also available in a budget oriented Biax Fibre PVC Sandwich Light Finish technology.

**CCS:**  
**Custom Carbon Sandwich**  
**Light Finish Technology – Touring**

RAY LTD



- |   |   |
|---|---|
| 1 LIGHT FINISH AND WEIGHT SAVING GRAPHICS | 5 GLASS STANCE FORCE PATCH                    |
| 2 ULTRA LIGHT GLASS LAYER                 | 6 EXTRA STRONG WOOD VENEER (STANCE/STEP AREA) |
| 3 GLASS REINFORCEMENT RAIL BAND           | 7 LIGHT FIBRE LAYER                           |
| 4 FULL BIAx CARBON LAYER                  | 8 SUPER LIGHT EPS CORE                        |


Our Custom Carbon Sandwich Light Finish technology in our LTD Touring Boards features a Full Biax Carbon body with wood veneer sandwich on the deck for an unbeatable weight / performance / price ratio.





**BS:**  
**Bamboo Sandwich**  
**Technology**

STYLEMASTER BAMBOO, FLY BAMBOO,  
DIAMOND BAMBOO, DIAMOND TOURING BAMBOO



- |   |  |
|---|--|
| 1 LIGHT FINISH AND WEIGHT SAVING GRAPHICS | 5 CARAMEL BAMBOO SANDWICH (FRONT HALF) |
| 2 GLASS REINFORCEMENT RAIL BAND           | 6 BIAx FIBRE LAYER                     |
| 3 ULTRA LIGHT FIBRE LAYER                 | 7 SOLID GLASS LAYER                    |
| 4 GLASS CORE STRINGER                     | 8 SUPER LIGHT EPS CORE                 |

A lightweight bamboo wood/glass composite construction with great strength and unique optics. Combined with some extra glass reinforcements, it absorbs high impact forces. Overall a very durable layup with unique wooden deck optics and great weight/price ratio.

**CFWC:**  
**Cork / Flax / Wood Composite**  
**Light Finish Technology**

FLY ECO



- |  |   |
|--|---|
| 1 LIGHT FINISH AND WEIGHT SAVING GRAPHICS  | 6 EXTRA STRONG WOOD PATCH FROM SUSTAINABLE FORESTRY |
| 2 ULTRA LIGHT FIBRE LAYER                  | 7 LIGHT GLASS LAYER                                 |
| 3 GLASS REINFORCEMENT RAIL BAND            | 8 NATURAL CORK SANDWICH                             |
| 4 UNI-DIRECTIONAL NATURAL FLAX FIBRE LAYER | 9 ULTRA LIGHT FIBRE LAYER                           |
| 5 GLASS REINFORCEMENT PATCH                | 10 SUPER LIGHT EPS CORE                             |


Built with Flax, Cork, Wood and Bio Resin instead of the classic Glass and PVC sandwich, our Eco technology uses sustainable plant based raw materials wherever possible, without compromising performance.

**Performance Features**

- › Natural Flax fibre composite offers a very good strength/weight/flex ratio and replaces the classic oil based Glass/Carbon composite layup
- › Cork sandwich is not only a natural source, but it also brings superior shock absorption properties and replaces the oil based PVC sandwich
- › Sicomin's GreenPox® Bio Resin contains a higher degree of plant based elements than traditional resin. Bio Resin is used in all models throughout the Fanatic range
- › Wood veneer from sustainable forestry is used across the entire base of the board for superior optics and a unique flex response

**Pure Light**  
**Technology**

RAY



- |                                 |   |
|---------------------------------|---|
| 1 SINGLE SKIN TOP COAT          | 5 EXTRA STRONG WOOD PATCH (STANCE AREA) |
| 2 GLASS REINFORCEMENT RAIL BAND | 6 EXTRA SOLID GLASS LAYER               |
| 3 GLASS FIBRE LAYER             | 7 GLASS FIBRE LAYER                     |
| 4 GLASS REINFORCEMENT LAYER     | 8 SUPER LIGHT EPS CORE                  |

The Pure Light technology is an exceptionally durable and featherweight construction. Created for frequent use, the glass reinforcements ensure optimum stiffness. A thick, durable outer skin gives the board's hull great strength, as well as extra ding and impact resistance.

**HRS:**  
**Soft Top Technology**

FLY SOFT TOP



- |  |  |
|--|--|
| 1 IMPACT-BUMPERS NOSE & TAIL                             | 4 EXTRA STRONG WOOD PATCH (STANCE AREA)  |
| 2 SHOCK ABSORBING SOFT TOP SHELL WITH MICRODOT-STRUCTURE | 5 EXTRA SOLID GLASS LAYER                |
| 3 GLASS HRS LAYER  | 6 STRONG AND LIGHT HIGH DENSITY EPS CORE |

The High Resistance Soft Top technology is a lightweight and durable construction for everyday use. Strategic use of glass reinforcements ensure adequate stiffness, while a strong, thick outer skin gives the board's hull phenomenal strength. With extra ding and impact resistance, it is used on the Fly Soft Top giving a user-friendly soft deck.



**DL Light:**  
**Double Layer Light Technology**

STUBBY AIR, FLY AIR PREMIUM, RAY AIR PREMIUM, FALCON AIR



- |                                 |                                    |
|---------------------------------|------------------------------------|
| 1 FIRST PVC RAIL LAYER          | 5 LIGHT AND PRINTED TARPULIN LAYER |
| 2 EXTRA RAIL-BAND REINFORCEMENT | 6 FIRST TARPULIN LAYER             |
| 3 SECOND THIN PVC RAIL LAYER    | 7 V-DROP STITCH CORE               |
| 4 DIAMOND GROOVING FOOTPAD      |                                    |

The Double Layer Light technology is our Premium construction. Featuring a second PVC layer, which is welded directly to the core layers and around the V-Drop Stitch material – the heart of each Fanatic Inflatable. An additional third layer of coloured rail bands round off the highly durable and premium quality, with stylish optics of the deck print.

The benefits of the Double Layer Light construction when compared to the standard Double Layer technology is a 20 – 25% reduction in weight, and around 25 – 30% increase in stiffness. Simply the best inflatable technology out there!

**STR:**  
**Stringer Technology**

FLY AIR, DIAMOND AIR, RAY AIR, DIAMOND AIR TOURING, FLY AIR FIT



- |                            |                        |
|----------------------------|------------------------|
| 1 FIRST PVC RAIL LAYER     | 5 FIRST TARPULIN LAYER |
| 2 SECOND PVC RAIL LAYER    | 6 V-DROP STITCH CORE   |
| 3 DIAMOND GROOVING FOOTPAD |                        |
| 4 STRONG TARPULIN STRINGER |                        |

Utilising the best Drop Stitch material available on the market, our Stringer technology provides an outstanding durability/weight/price/performance ratio with its centre stinger keeping the shape strong and stiff, while reducing weight and price at the same time.

**DL HD:**  
**Double Layer Heavy Duty Technology**

VIPER AIR WS, RAPID AIR, RAPID AIR TOURING, TANDEM AIR




- |                                 |                                     |
|---------------------------------|-------------------------------------|
| 1 FIRST PVC RAIL LAYER          | 5 STRONG AND PRINTED TARPULIN LAYER |
| 2 EXTRA RAIL-BAND REINFORCEMENT | 6 FIRST TARPULIN LAYER              |
| 3 SECOND PVC RAIL LAYER         | 7 V-DROP STITCH CORE                |
| 4 DIAMOND GROOVING FOOTPAD      |                                     |

Built to last, our Double Layer (HD) technology is an inflatable construction for heavy duty usage. The triple layer rail construction ensures incredible stiffness and durability. Stiffness and performance is guaranteed, as the Double Layer HD technology can take more than 20 PSI of air pressure if needed.

**PURE:**  
**Drop Stitch Light Technology**

PURE AIR, PURE AIR TOURING, RIPPER AIR, RIPPER AIR TOURING, RIPPER AIR WS PURE, VIPER AIR WS PURE, AIR MAT



- |                            |                         |
|----------------------------|-------------------------|
| 1 FIRST PVC RAIL LAYER     | 4 STRONG TARPULIN LAYER |
| 2 SECOND PVC RAIL LAYER    | 5 V-DROP STITCH CORE    |
| 3 DIAMOND GROOVING FOOTPAD |                         |

Our single layer Drop-Stitch Light technology provides a quality construction without reaching deep into your pockets. Still produced at one of the world's most renowned manufacturers, this inflatable technology is created with top quality materials and production standards you'd expect from Fanatic.

**HD 200**  
**Technology**

FLY AIR L, FLY AIR XL, FLY AIR FIT PLATFORM

For our large models carrying a group of people we're using our special extra thick and extra durable Single Skin HD technology, with new ultra strong double layer bottom (Fly Air L and XL). With additional layers on the rail plus stabilizing rail bands for extra stiffness, our oversized special models are of similar rigidly as our smaller Premium iSUPs, while carrying multiple riders.



# INTERNATIONAL TEAM



RIDERS: AIRTON COZZOLINO, ARTHUR ARUTKIN, CRAIG GERTENBACH



AIRTON COZZOLINO ITA



ARTHUR ARUTKIN FRA



KAI BATES AUS



CHRISTIAN ANDERSEN DEN



DAVIDE IONICO ITA



TOM AUBER FRA



PAULINA HERPEL GER



VALENTIN ILLICHMANN GER



KAI-NICOLAS STEIMER GER



ALICE ARUTKIN FRA



MARÍA ANDRÉS ESP



SKY SOLBACH USA



KLAAS VOGET GER



SARAH HÉBERT FRA



DAN GAVERE USA



RAPHAËL FILIPPI FRA



FRED BONNEF FRA



VICTOR FERNANDEZ ESP




# CAD SHAP ING

With over a decade's worth of shaping experience under his belt and lifetime of passion for the sport, Sebastian Wenzel is a phenomenally accomplished designer. Utilising our CAD platform, he has created an accessible database dating back to 2004 and absolute precision when creating a new design. His ability to understand both sides of the coin as well and processing this information into development of our products, make him a key player within the Fanatic team.

# OCEAN MINDED

Our Ocean Minded spirit is the driving force behind our passion to create and innovate. Complemented by our ethos of ›protecting what you love‹, we celebrate the challenges we face each day to come up with new ways to combine both.



RIDER: AIRTON COZZOLINO

RIDER: ZOE SCHAFER-JENNETT

## Keep It Green

Acknowledging the part we play in creating a cleaner, greener environment we work hard to source ethical and raw materials to utilise in the production, packaging and distribution of our products.

This year, we are proud to announce the launch of our Fly Eco Edition boards (9'6" & 10'6"). Achieving a premium product with a unique layup of flax, cork and wood, we're one step closer to accomplishing an eco-friendly future.

Green is the prime colour of the world and we intend to do everything we can to keep it that way. As we evolve our brand and create new products, our primary goal is to reduce the ecological impact on the environment by using ethically sourced materials. Each year significant gains are made, from using Ozone-Free foam cores and coloured resins vs spray paints, through to smart packaging and audited facilities. We embrace the challenges ahead and our Fly Eco Editions are a huge step in the right direction.



OZONE-FREE FOAM BLANKS

LESS PAINT MORE  
PICTURESQUE

PACKAGE SMART

AUDITED FACILITIES FOR  
HEALTHIER WORKERS






# INFLATABLE BOARDS



# READY FOR THAT PERFECT WAVE



SURF



STUBBY AIR: PAGE 40



# PUMP AND GO



INFLATABLE BOARDS

## ALL-ROUND



FLY AIR RANGE, PURE AIR: PAGE 44, 46

DIAMOND AIR: PAGE 48



# SAY YES TO NEW ADVENTURES

TOURING

INFLATABLE BOARDS

## TOURING



RAY AIR RANGE, PURE AIR TOURING: PAGE 54, 56

DIAMOND AIR TOURING: PAGE 58

PAGE 26 / 27



# INSPIRING THE FUTURE



KIDS  
INFLATABLE BOARDS

KIDS



RIPPER RANGE: PAGE 60



# GO WITH THE FLOW



RIVER



RAPID AIR RANGE: PAGE 62



# FULL SPEED AHEAD



## RACE





# SHARPEN YOUR BALANCE



FIT



FIT AIR RANGE: PAGE 68, 70



# DOUBLE THE FUN



WINDSURF / SUP



VIPER AIR WS RANGE: PAGE 76



RIPPER AIR WS RANGE: PAGE 78



# BIG FUN

## SPECIALS



TANDEM AIR PREMIUM: PAGE 80; FLY AIR L/FLY AIR XL: PAGE 82





SURF / ALL-ROUND

# STUBBY AIR

ART. NO.: 13900-1130

The Stubby Air is our wave toy suited to travellers. Inspired by our Stubby LTD Composite version, it combines ease of use with direct responsiveness making it the next level iSUP.

The Stubby Air presents a parallel rail concept with wide nose and tail sections, a squashed outline and a brand new look for 2019. The stylish double diamond tail with a 2+1 fin setup gives extra hold, drive and snappiness to the board so you can get creative. Produced in our high tech Double Layer Light technology with its incredible stiffness/weight ratio, the Stubby Air reacts in an instant. Charged with volume, the ride is perfectly balanced and accommodates any size of rider with ease. Convenient transportation with our Wheely Backpack, whilst our Fanatic Power Pump HP2 caters to a quick and easy setup. A mastfoot insert for optional windsurfing rounds off the tremendous range of use.

Key Benefits:

- › Parallel rail concept wave outline and double diamond tail

› Double Layer Light technology, for 20 – 25% reduction in weight combined with significantly higher stiffness

› Top quality/durability – best inflatable SUP construction out there

› Produced at the world’s most renowned manufacturer with best materials and production process

› Unmatched air pressure/stiffness ratio

› Full deck/base quality printing and rail design for superior optics

› Thruster fin setup with removable Center fin

› Diamond grooving footpad for ultimate grip and comfort

› Comfy carrying handle
- › Premium Wheely Backpack for effortless packing/transportation

› Fanatic Power Pump HP2 for fast and comfortable inflation

› Mastfoot insert for windsurfing option



RIDER: AIRTON COZZOLINO



HONEYCOMB RTM

	8'6"
VOLUME	178l
WIDTH	29.5" / 74.9cm
LENGTH	8'6" / 259cm
THICKNESS	4.5" / 11.5cm
TECHNOLOGY	DL LIGHT
FINBOX	1×10" US Box, 2×glued on
FINS	1×15.5cm, 2×12cm



# ISLAND CRUISING



## Fun, functional and fulfilling, the Fly Air range works for everyone!

As the most durable and high quality iSUP on the market, the ever-popular Fly Air comes in four fab sizes, 9'0", 9'8", 10'4" and the super floaty 10'8", as well as three quality constructions; Double Layer Light, lightweight Stringer technology and our affordable Pure technology (10'4" only).

The Diamond Air is our female specific inflatable board. This super stable and smooth all-rounder has great glide, effortless steering and is available in our lightweight Stringer technology.

Ambitious groms can get their groove on with the Ripper Air. User-friendly, forgiving and lightweight, it's the perfect companion for all their future adventures.





ALL-ROUND

# FLY AIR PREMIUM / FLY AIR

ART. NO.: 13900-1132, 13900-1131 (STR)

The Fly Air is the ultimate toy that everyone can enjoy. Easy to carry, strong, stiff and durable, our neatly packed Fly Airs inflate into four finely tuned shapes for flat water fun and small surf action.

With a fresh new look for 2019, the Fly Air is the convenient answer to limited storage, city life and travellers' demands. The all-round, Longboard style outline offers a great mix of glide, stability and all terrain versatility. Optimized thickness provides outstanding rigidity without additional air pressure, whilst the extra volume caters to those looking for an even easier ride. The Fly Air comes in four sizes, 9'0", 9'8", 10'4" and 10'8". Additional Side fins supply extra grip when catching little waves. To outline our leading standards in terms of quality, design and durability, we offer two constructions; our lightweight Stringer technology and Premium construction with Double Layer Light technology / additional third layer rail bands. This is the best inflatable construction available on the market with an incredible stiffness / weight ratio. All our Premium Fly Air models feature a mastfoot insert for windsurfing option.

Key Benefits:

- › Light and stiff Double Layer Light technology (Fly Air Premium)
- › Lightweight Stringer technology with colour rail reinforcement (Fly Air)
- › Produced at the world's most renowned manufacturer
- › Full deck / base quality printing and rail design for superior optics
- › Glued Side fins and easy removable Center fin
- › Integrated deck net to attach luggage

- › High quality towing eyelets & comfortable handle
- › Diamond grooving footpad for the ultimate grip and comfort
- › Wheely Backpack for effortless packing and transportation (Fly Air Premium only – Fly Air comes in our blue Pure Air Backpack)
- › Fanatic Power Pump HP2 for fast and comfortable inflation
- › Mastfoot insert for windsurfing option (Fly Air Premium only)



RIDERS: ARTHUR ARUTKIN, VICTOR FERNANDEZ



	9'0"	9'8"	10'4"	10'8"
VOLUME	192l	213l	284l	306l
WIDTH	31" / 78.7cm	32" / 81.3cm	33" / 83.8cm	34" / 86.4cm
LENGTH	9'0" / 274.3cm	9'8" / 294.6cm	10'4" / 315cm	10'8" / 325.1cm
THICKNESS	4.5" / 11.5cm	4.5" / 11.5cm	5.5" / 14cm	5.5" / 14cm
TECHNOLOGY	DL Light, STR	DL Light, STR	DL Light, STR	DL Light, STR
FINBOX	1 x 10" US Box, 2 x glued on	1 x 10" US Box, 2 x glued on	1 x 10" US Box, 2 x glued on	1 x 10" US Box, 2 x glued on
FINS: FLY AIR PREMIUM	1 x 15.5cm, 2 x 7cm	1 x 15.5cm, 2 x 7cm	1 x 19.5cm, 2 x 7cm	1 x 19.5cm, 2 x 7cm
FLY AIR	1 x 19.5cm, 2 x 7cm	1 x 19.5cm, 2 x 7cm	1 x 19.5cm, 2 x 7cm	1 x 19.5cm, 2 x 7cm

ALL-ROUND

INFLATABLE BOARDS



ALL-ROUND

# PURE AIR

ART. NO.: 13700-1156

The Pure Air is our budget friendly all-round iSUP, designed with everyone in mind. Easy to transport, simple to setup, stable and versatile, it's guaranteed SUP fun for all levels!

Our Pure Air delivers a huge amount of bang for your buck! Our single layer Drop Stitch Light technology provides a quality construction without reaching deep into your pockets. Still produced at one of the world's most renowned manufacturers, this inflatable Stand Up Paddle board is created with top quality materials and production standards you'd expect from Fanatic.

The Pure Air 10'4" is the exact shape of our popular Fly Air, in its respective size. It's the ideal all-rounder to get into Stand Up Paddling and offers great balance with good glide and manoeuvrability.

Packing down and transporting your iSUP is a piece of cake thanks to our lightweight Pure Air bag, which includes our Fanatic Power Pump HP2 for fast and easy inflation.

Key Benefits:

- › Economically priced Drop Stitch Light technology produced at the world's most renowned manufacturer with top quality materials and production process

› One size fits all

› Quality deck printing and multi-colour rail design for superior optics

› Removable Center fin – zero tools needed

› Integrated deck net to attach luggage

› High quality towing eyelets
- › Comfortable handle

› Diamond grooving footpad for the ultimate grip and comfort

› Pure Air Backpack for convenient packing and transportation

› Fanatic Power Pump HP2 for fast and comfortable inflation



RIDERS: VALENTIN ILLICHMANN, LISA GERTENBACH



INJECTION MOULDED

	10'4"
VOLUME	284l
WIDTH	33"/83.8cm
LENGTH	10'4"/315cm
THICKNESS	5.5"/14cm
TECHNOLOGY	PURE
FINBOX	10" US Box
FIN	19.5cm



ALL-ROUND

# DIAMOND AIR

ART. NO.: 13800-1133

The Diamond Air represents surfing spirit and timeless elegance for female riders. A great all-round performer, its sweet style and ease of use in all conditions ensure quality, simplicity and lightweight handling.

The Diamond Air 9’8” & 10’4” (new for 2019) are our women specific additions to the Fly Air range. With great attributes of glide, stability and optimized air pressure /stiffness ratio, the Diamond Air is charged with volume for a stable stance. Catering to a wide range of skills, the deck net will keep your bag and shoes safe! Simply inflate with our Fanatic Power Pump HP2, or deflate and store in the practical Premium Wheely Backpack after your session.

As the saying goes, »A Diamond is forever« so we’ve built the Diamond Air in our lightweight but strong Stringer technology, with additional rail reinforcement.

Key Benefits:

- › New 10’4” model for 2019
- › All-round style shape for all terrain and level of use
- › Lightweight Stringer technology with rail reinforcement
- › Produced at the world’s most renowned manufacturer with top quality materials and production process, providing unmatched air pressure/stiffness ratio
- › Glued side fins and removable Center fin, no tools needed
- › Integrated deck net to attach luggage
- › High quality towing eyelets and comfortable handle
- › Diamond grooving footpad for the ultimate grip and comfort
- › Wheely Backpack with easy entry zipper, padded straps, belts & accessory compartments for effortless packing and transportation
- › Fanatic Power Pump HP2 for fast and comfortable inflation
- › Mastfoot insert for windsurfing option



RIDERS: MANUELA JUNGO, MARIA ANDRES, ALICE ARUTKIN



	9'8"	10'4"
VOLUME	213l	284l
WIDTH	32" / 81.3cm	33" / 83.8cm
LENGTH	9'8" / 294.6cm	10'4" / 315cm
THICKNESS	4.5" / 11.5cm	5.5" / 14cm
TECHNOLOGY	STR	STR
FINBOX	1 × 10" US Box, 2 × glued on	1 × 10" US Box, 2 × glued on
FINS	1 × 19.5cm , 2 × 7cm	1 × 19.5cm , 2 × 7cm



# OSLO CITY TRIPPING



**Discovery and adventure has never been more exciting than with our inflatable Touring range!**

The Ray Air is the ultimate cruiser that's easy to paddle, fast and designed for your comfort. Available in 11'6" and 12'6", the optimised thickness offers outstanding rigidity and stability on the water, whilst 2 widths in both lengths cater for all sizes and needs. Choose from our lightweight and durable Stringer technology, as well as our Premium Double Layer Light construction, or our unbeatable value/weight Pure technology (11'6" only), all neatly packed in an easy to transport backpack.

Ladies! The Diamond Air Touring is a glamorous ride with all the performance features to enhance your paddling experience. At 11'6", the super stable platform has an integrated deck net to keep you and your goodies dry wherever you choose to go, plus the wheeled backpack and windsurfing option make it a unbeatable package!

For the kids, we've got the ultimate vessel for trips and excursions. Designed with their every need in mind, the Ripper Air Touring is lighter than ever, with a windsurfing insert to boot. At 10'0" it's stable, soft and everything they need in one neat kit bag!





# NORWAY TOURING ADVENTURE



**Paulina Herpel and Valentin Illichmann exploring the Lofoten Islands with their inflatable Touring SUPs. The Lofoten Islands offer a diversity of natural locations: wonderful wild beaches, untouched land, open sea, dramatic mountains and peaks as well as sheltered bays and small, scenic villages – perfect to discover via SUP!**



TOURING

RAY AIR PREMIUM /  
RAY AIR

ART. NO.: 13900-1135, 13900-1134 (STR)

The Ray Air is the inflatable version of our Ray. A cruiser with immense glide it's ideal for touring, exploring and discovering. Get set to paddle into new territories with ease and comfort.

With similar characteristics to its solid equivalent and a stylish new look for 2019, the Ray Air has a maximized waterline that combines both stability and glide. The two sizes of 11'6" and 12'6" are fast, very easy to paddle and to keep your balance on, even if you're a first timer. The optimized thickness of the Ray Air offers great rigidity, while the extra volume keeps you and your luggage up and dry. We're offering the Ray Air in two high quality constructions; our light weight and durable Stringer technology, as well as our Premium construction – the state of the art of inflatable SUP Double Layer technology – which is significantly stiffer in comparison to the single layer iSUP; you won't find anything better. A mastfoot insert for optional windsurfing rounds off the Ray Air Premium package. Stored in our organized and easy to transport Backpack and including our Fanatic Power Pump HP2, you'll be quickly off and on your way.

Key Benefits:

- › Double Layer Light technology 20 – 25% reduction in weight combined with 25 – 30% increase in stiffness. The highest quality and most durable construction (Ray Air Premium)
- › Lightweight Stringer technology with colour rail reinforcement (Ray Air)
- › Produced at the world's most renowned manufacturer, with top quality materials and production process
- › Unmatched air pressure/stiffness ratio
- › Full deck/base quality printing and rail design for superior optics



RIDERS: PAULINA HERPEL, VALENTIN ILLICHMANN, KLAAS VOGET

TOURING

INFLATABLE BOARDS



11'6" x 31"

12'6" x 32"

VOLUME	299l	339l
WIDTH	31" / 78.7cm	32" / 81.3cm
LENGTH	11'6" / 350.5cm	12'6" / 381cm
THICKNESS	6" / 15cm	6" / 15cm
TECHNOLOGY	DL Light, STR	DL Light, STR
FINBOX	10" US Box	10" US Box
FIN	20cm	20cm



TOURING

PURE AIR TOURING

ART. NO.: 13700-1157

The Pure Air Touring is the more economically priced version of our ever-popular Ray Air. An affordable touring iSUP designed with everyone in mind. Easy to transport, simple to set up, stable and versatile, it's guaranteed SUP fun for all levels!

Our Pure Air Touring delivers a huge amount of bang for your buck! Our single layer Drop Stitch Light technology provides a quality construction without reaching deep into your pockets. Still produced at one of the world's most renowned manufacturers, this SUP board is created with top quality materials and production standards you'd expect from Fanatic.

If you're looking to cover some distance on flat water, the Pure Air Touring in the favoured length of 11'6" will be your perfect platform to explore. Its streamlined outline will glide effortlessly with every stroke. Packing down and transporting your iSUP is a piece of cake thanks to our lightweight Pure Air bag, which includes our Fanatic Power Pump HP2 for fast and easy inflation.

Key Benefits:

- › Economically priced Drop Stitch Light technology produced at the world's most renowned manufacturer with top quality materials and production process

› One size fits all

› Quality deck printing and multi-colour rail design for superior optics

› Removable Center fin – zero tools needed

› Integrated deck net to attach luggage

› High quality towing eyelets

› Comfortable handle
- › Diamond grooving footpad for the ultimate grip and comfort

› Pure Air Backpack with easy entry zipper for convenient packing and transportation

› Fanatic Power Pump HP2 for fast and comfortable inflation



RIDERS: LISA GERTENBACH, VALENTIN ILLICHMANN, PAULINA HERPEL



	11'6" x 31"
VOLUME	299l
WIDTH	31" / 78.7 cm
LENGTH	11'6" / 350.5 cm
THICKNESS	6" / 15 cm
TECHNOLOGY	PURE
FINBOX	10" US Box
FIN	19.5 cm



TOURING

DIAMOND AIR TOURING

ART. NO.: 13800-1136

The Diamond Air Touring is our ladies iSUP for those wanting to go on longer adventures and explore. With sweet style and ease of use, this quality gem delivers effortless glide, comfort and lightweight handling.

The Diamond Air Touring 11'6" is our appealing female member of the Ray Air family. With the same great attributes of ease of use, stability and optimised air pressure/stiffness ratio, it's charged with volume for a stable stance, even a novice will fall in love at first sight. For all you ladies willing to go the distance, the Diamond Air Touring offers all the glide, effortless touring you'd expect from our Ray Air, packed in a stylish design. Wherever you choose to go, the deck net will keep your bag and shoes safe! Simply inflate with our Fanatic Power Pump HP2, or deflate and store in the practical Premium Wheely Backpack after your session. As a Diamond is forever, we've built the Diamond Air Touring in our lightweight but strong Stringer technology, with additional rail reinforcement.

Key Benefits:

- › Streamlined outline for glide and great stability
- › Lightweight Stringer technology with rail reinforcement
- › Produced at the world's most renowned manufacturer with top quality materials and production processes, providing unmatched air pressure: stiffness ratio
- › Removable Center fin, no tools needed
- › Integrated deck net to attach luggage
- › High quality towing eyelets and comfortable handle
- › Diamond grooving footpad for the ultimate grip and comfort
- › Wheely Backpack with easy entry zipper, padded straps, belt and accessory compartments for effortless packing and transportation
- › Fanatic Power Pump HP2 for fast and comfortable inflation
- › Mastfoot insert for windsurfing option



RIDERS: CATHRINE YDE, ANJA MØRK, JULIA KÄFFKA



	11'6" x 31"
VOLUME	299l
WIDTH	31" / 78.7 cm
LENGTH	11'6" / 350.5 cm
THICKNESS	6" / 15 cm
TECHNOLOGY	STR
FINBOX	10" US Box
FIN	19.5 cm



KIDS

RIPPER AIR /  
RIPPER AIR TOURING

ART. NO.: 13800-1138, 13800-1140 (TOURING)

Our two kids iSUPs – Ripper Air and Ripper Air Touring – are lighter than ever! The perfect companion for up and coming rippers, they’re sure to keep the younger generation entertained for hours on end.

At 7’10”, the Ripper Air is the stable all-round inflatable SUP for first timers, and those looking to ride their first small waves. The innovative design makes it especially user-friendly, whilst its incredibly light construction will guarantee that the kids love this little toy.

The 10’0” Ripper Air Touring is our efficient glider for kids. At just 26” wide they’ll be leading the pack no matter the distance. The wider tail provides a great deal of stability and balance whilst maintaining playful turning capabilities.

Both Ripper Air models are produced in our lightweight and value-minded Drop Stitch Light technology. Rolled up and stored in our Pure Air or Premium Backback including Fanatic Power Pump HP2, even the youngest of riders can get their own gear to the beach and set it up.

Key Benefits:

- › Super lightweight and value-minded Drop Stitch Light technology with quality materials/manufacturing process
- › Removable Center fin, no tools needed
- › Quality diamond grooving footpad, comfy handle, quality towing Eyelets
- › Integrated deck net supplied for storage on deck (Ripper Air Touring only)

- › Fanatic Power Pump HP2 for quick and easy inflation
- › Excellent Wheely Backpack (Ripper Air Touring) or Pure Air Backpack (Ripper Air)
- › Mastfoot insert for windsurfing option (Ripper Air Touring only)



RIDERS: MAX GERTENBACH, ARTHUR ARUTKIN

STAND UP PADDLING

INFLATABLE BOARDS



	RIPPER AIR 7'10"
VOLUME	138l
WIDTH	28" / 71.1cm
LENGTH	7'10" / 238.8cm
THICKNESS	4.5" / 11.5cm
TECHNOLOGY	PURE
FINBOX	1 x 10" US Box, 2 x glued on
FINS	1 x 19.5cm, 2 x 7cm

	RIPPER AIR TOURING 10'0"
VOLUME	180l
WIDTH	26" / 66cm
LENGTH	10'0" / 304.8cm
THICKNESS	4.5" / 11.5cm
TECHNOLOGY	PURE
FINBOX	10" US Box
FINS	20cm



RIVER

RAPID AIR /  
RAPID AIR TOURING

ART. NO.: 13800-1143, 13800-1144 (TOURING)

Paddle and raft through rivers, streams, rapids and boiling white waters with our Rapid Air models! Bulletproof, super stable and equipped with ultimate turning performance, this is the top choice for the explorer looking to find surf far away from the ocean.

The Rapid Airs are designed to take anyone from the first time paddler to experienced rider onboard. Enjoy its floaty feel as you slip and slide down a stream, or surf down big boiling white waters. With a width of 36" and 315l volume, you'll be sure to stay on board when the going gets rough. The Rapid Air features an optimised nose shape and fine tuned fin positions of the 4 small HD fins, allowing tight turning and the crossing of shallow sections. The Rapid Air Touring is the longer and more streamlined equivalent, built for distance, rivers and touring enthusiasts. Built to last, the Double Layer HD technology with additional rail reinforcement makes these iSUPs ultra robust. The optics with shaded grippy deck pad are designed to withstand the muddy river environments. The two Rapid Air models come with our Wheely Backpack including the Fanatic Power Pump HP2 for quick inflation.

Key Benefits:

- › Wide compact shape for extra stability / manoeuvrability in streams / wild waters (Rapid Air)
- › Stable and streamlined outline with good glide for easy distance in smoother rivers (Rapid Air Touring)
- › HD Mini Quad Fin setup for quick turning and shallow waters
- › Additional removable Center fin for better tracking (Rapid Air Touring only)
- › Full deck / base printing / rail design
- › Diamond grooving footpad for ultimate grip / comfort in shady colour
- › Multiple comfy carrying and safety handles, deck net to attach equipment
- › Quality stainless eyelets to attach leash or lines for safe portaging
- › Wheely Backpack for effortless packing and transportation
- › Fanatic Power Pump HP2 for fast inflation



RAPID AIR



HONEYCOMB RTM



RAPID AIR TOURING

RAPID AIR 9'6"

VOLUME	315l
WIDTH	36" / 91.4cm
LENGTH	9'6" / 289.6cm
THICKNESS	6" / 15cm
TECHNOLOGY	DL HD
FINBOX	4 x glued HD Fins
FINS	4 x 7cm

RAPID AIR TOURING 11'0"

VOLUME	330l
WIDTH	34" / 86.4cm
LENGTH	11'0" / 335.3cm
THICKNESS	6" / 15cm
TECHNOLOGY	DL HD
FINBOX	1 x 10" US Box, 4 x glued HD Fins
FINS	1 x 20cm, 4 x 7cm



RACE

FALCON AIR

ART. NO.: 13800-1137

When it comes to racing, we know that a long and narrow waterline, combined with a stiff yet lightweight construction is the winning formula. The Falcon Air is not far behind the performance of our Carbon Falcon range; it just comes in an easy to transport, neat and fuss-free package.

Providing race winning machines for all race classes and every size of rider, we're offering the Falcon Air in two lengths of 12'6" and 14'0", each in 2 widths of 26.5" and 29". Produced in our ultra stiff and lightweight Double Layer Premium technology in racy optics and with silicon rail edges for better release, the combination of speed, stability and floatation is impressive for such narrow boards. The immense glide and efficiency of the Falcon Air ensures that you are miles in front of the pack when crossing the finish line. Packed in our convenient Wheely Backpack and inflated with the Fanatic Power Pump HP2, travelling and setup are as easy as it gets! The moulded tool-free US-Box Race fin makes the Falcon Air a »ready to race« package.

Key Benefits:

- › Stretched and narrow outline for clean and fast waterline/efficient strokes

› Double Layer Light technology: 20 – 25% of weight reduction combined with 25 – 30% higher stiffness

› Silicon rail edges for better release and reduced drag

› Produced at the world's most renowned manufacturer with top quality materials and production processes, providing unmatched air pressure/stiffness ratio

› Removable moulded Race fin – no tools needed

› Comfortable handle and quality towing eyelet
- › Diamond grooving footpad for ultimate grip and comfort

› Wheely Backpack for effortless packing and transportation

› Fanatic Power Pump HP2 for fast and comfortable inflation



RIDER: AIRTON COZZOLINO



	12'6" x 26.5"	12'6" x 29"	14'0" x 26.5"	14'0" x 29"
VOLUME	274l	300l	314l	335l
WIDTH	26.5" / 67.3cm	29" / 73.7cm	26.5" / 67.3cm	29" / 73.7cm
LENGTH	12'6" / 381cm	12'6" / 381cm	14'0" / 426.7cm	14'0" / 426.7cm
THICKNESS	6" / 15cm	6" / 15cm	6" / 15cm	6" / 15cm
TECHNOLOGY	DL Light	DL Light	DL Light	DL Light
FINBOX	10" US Box	10" US Box	10" US Box	10" US Box
FIN	20cm	20cm	20cm	20cm




# PRACTICE ON WATER



**Challenge yourself and take your workout to the water with our Fly Air Fit. At 10'6" x 34", its fully loaded volume, extra large dimensions and super comfortable deck create the perfect platform for your training.**

Connect you and up to 8 friends to the Fly Air Fit Platform. The multiple high quality eyelets create a solid and secure connection when working out.

Rounding off our »workout on water« range is the Air Mat. With a compact length for smaller pools, it comes with plenty of straps and belts to progress your training.





SUP FIT / SUP YOGA

# FLY AIR FIT

ART. NO.: 13800-1152 (BOARD), 13600-1142 (PLATFORM)

Take your practice to the water with our Fly Air Fit! Matching the latest trends in training science, the Fly Air Fit provides a moving platform for a new, intense and exciting way of balance training like Pilates or SUP Yoga.

Our Fly Air Fit offers the ultimate balancing platform for a full body workout to increase strength, core stability and coordination. If it's yoga, press-ups, squats or paddle training, each and every one of your muscles will be engaged. Power and confidence will progress quicker than through any traditional fitness methods – not to mention the added benefits and stress-busting sensations of being out there in nature. The stretched outline offers great all-round paddling characteristics with superb glide and immense stability for first time paddlers. With its fully loaded volume, the Fly Air Fit is specially designed to keep you up and dry during your practice. The optics are neatly integrated in the huge comfortable deck pad. Stay together and connect to your training mates through multiple eyelets, or attach your board to our complimentary Fly Air Fit Platform, which takes up to eight boards.

Key Benefits:

- › All-round style and shape for good glide

› Great for all skill levels and water conditions

› Extra large dimensions for an uninterrupted workout

› Lightweight Stringer technology

› Removable fin, no tools needed

› Multiple high quality eyelets to attach your board

› Large deck pad for ultimate grip and comfort

› Convenient handles for carrying and the use of power bands
- › Premium Wheely Backpack for effortless packing/transportation

› Fanatic Power Pump HP2 for fast and comfortable inflation

› Special straps/deck net for storing your paddle during workouts

› Adjustable shoulder strap for easier transport while blown up



RIDER: JULIA HOFGARTNER

STAND UP PADDLING



	10'6" x 34"	10'0" x 10'0"
VOLUME	300l	1.000l
WIDTH	34"/86.4cm	10'0"/304.8cm
LENGTH	10'6"/320cm	10'0"/304.8cm
THICKNESS	5.5"/14cm	8"/20cm
TECHNOLOGY	STR	HD 200
FINBOX	10" US Box	—
FIN	19.5 cm	—



SUP FIT / SUP YOGA

# AIR MAT

ART. NO.: 13800-1153

Our Air Mat provides a moving platform for a new, intense and exciting way of balance training. Perfectly sized for pools, you can take your workout to the water all year around.

The Air Mat rounds off our range of SUP Fit and SUP Yoga products and is specialised for the use in indoor and outdoor pools. The ultimate balancing platform for a full body workout to increase strength, core stability, improved proprioception and coordination. If it's yoga, press-ups or squats, each and every one of your muscles will be engaged. Power and confidence will progress quicker than through any traditional fitness methods. With its dimensions of 8'2" x 36" and loaded with volume, it is specially designed to keep you up and dry during your practice, but takes up minimal space. Produced in our incredibly lightweight Drop Stitch Light technology and stored in our convenient Air Mat bag the transport and storage is as easy as it gets!\*

\*Please note – Air Mat comes without pump!

Key Benefits:

- › Extra wide for an uninterrupted and dry workout
- › Compact length to fit smaller pools
- › Fits perfectly in a separate lane of the pool
- › Super lightweight Drop Stitch Light technology produced at the world's most renowned manufacturer with top quality materials
- › Extra large deck pad for ultimate grip and comfort
- › Convenient handles for carrying and the use of power bands
- › Deck net to attach training equipment or drink
- › Air Mat bag for smart packing and transportation



RIDERS: NELE WIESE, DANIELA PÉREZ-HEREDIA



	8'2"
VOLUME	343l
WIDTH	36"/91.4cm
LENGTH	8'2"/248.9cm
THICKNESS	6"/15cm
TECHNOLOGY	HD 200



# PAVING THE PATH FOR PASSION



**Our 2019 Windsurf / SUP inflatable board collection is the most desirable on the market.**

Ideal for schools, clubs, kids, adults and family fun, the diversity of these boards are what makes them magic. Stable and forgiving their non-planing glide builds confidence on the water, whilst the all-in backpack ensures a quick and easy setup. Switch from SUP to Windsurf depending on the conditions and enjoy what the wind and water has to offer.



INFLATABLE WINDSURF/SUP

# VIPER AIR WS

ART. NO.: 13800-1149, 13800-1148 (PURE)

Whether you’re Windsurfing or Stand Up Paddle Boarding it really doesn’t matter, because the Viper Air WS is equally good at both and when you’re done the whole board stores into a backpack! The Viper Air WS is the ultimate watersports toy!

Years of experience producing the best entry-level boards in the business has allowed us to take that knowledge and apply it to this inflatable version, the Viper Air WS. The result is a board that has all the glide, stability and manoeuvrability any beginner would expect from a windsurfing board. Yet at the same time it is designed in a way that blends windsurfing and SUP together into a board that is great for both.

The softdeck pad makes the Viper Air WS forgiving to learn on and of course, with all that volume and stability, it is also a comfy platform for passengers! Our aim has been to make the Viper Air WS something that the whole family can enjoy. Whether windsurfing, SUP’ing, catching your first waves or just floating around in the sun, this incredible board does it all.

Who would believe that you could fit so much fun into a backpack!

Key Benefits:

- › Windsurf or SUP, your choice, because the Viper Air WS is great at both

› Removable Center fin for excellent upwind performance and stability for windsurfing

› Comfortable and grippy deck pad

› Towing eyelets and comfy carrying handle for ease and safety

› Deck net to attach luggage
- › Pure version provided with a blue Pure Backpack. DL HD version provided with the Premium Wheely Backpack with padded straps, accessory compartments and belts for ease of transport

› Fanatic Power Pump HP2 for quick and easy inflation

› Available in two construction options: Drop Stitch Light (Pure) and Double Layer Heavy Duty technology (DL HD)

› Double Layer HD Version comes with silicon rail edges for improved glide with better release



RIDERS: MANUELA JUNGO, MAX GERTENBACH, GOLLITO ESTREDO



VIPER AIR WS



VIPER AIR WS PURE

	355
WIDTH	33.5"/85.1cm
LENGTH	11'0"/335.3cm
THICKNESS	6"/15cm
TECHNOLOGY	DL HD, Pure
FINBOX	2 x US Box 10"
FINS	1 x Fly 19.5cm, 1 x 22cm Center Fin



INFLATABLE WINDSURF/SUP KIDS

# RIPPER AIR WS PURE

ART. NO.: 13800-1147

The Ripper Air WS is our inflatable Windsurf / SUP board designed specifically for children. It's safe, stable, fun and conveniently stows away into a backpack!

The Ripper Air WS is a hassle-free toy that will get the next-generation making their first ventures onto the water. Our design priority was to provide a safe and confidence-inspiring ride, whilst still offering enough performance to keep young rippers coming back for more and more.

Available in our new lightweight and value-minded Drop Stitch Light technology, children will enjoy the fun of Stand Up Paddling and Windsurfing alike. With its low weight and carrying handles, even the youngest participants will be able to move their board around with ease.

The Ripper Air WS offers a stable platform with great glide and manoeuvrability, as well as being soft and gentle on the knees and elbows. Our light and comfy Pure backback with Fanatic Power Pump HP2 creates an easy to transport and simple to set up package. Two removable fins (rear & centre) make it easy to switch from windsurfing to SUP for endless versatility.

The Ripper Air WS is the safest, most stable and most convenient way to get your children onto the water and having fun!

Key Benefits:

- › Plenty of stability and flotation for a safe and secure ride
- › Shaped specifically to help young rippers master the first stages of windsurfing and SUP
- › Conveniently stows away into a backpack
- › Light enough to be lifted and carried by most children
- › Fanatic Power Pump HP2 for quick and easy inflation
- › Removable centre and rear fins
- › Deck net to attach luggage or snacks
- › Softdeck pad to increase grip and make learning comfortable
- › Lightweight Drop Stitch Light (Pure) construction



RIDERS: ELLA LAUFER, ANDY LAUFER

STAND UP PADDLING

WINDSURF / SUP

INFLATABLE BOARDS



INJECTION MOULDED



187

WIDTH	29" / 73.7 cm
LENGTH	9'0" / 274.3 cm
THICKNESS	4.5" / 11.5 cm
TECHNOLOGY	Pure
FINBOX	2 x US Box 10"
FINS	1 x Fly 19.5 cm, 1 x 22 cm Center Fin



SPECIALS

TANDEM AIR PREMIUM

ART. NO.: 13700-1146

Why go alone when you can have double the fun! Take a loved one, a youngster or simply your best mate onboard and enjoy the ride with a two-stroke engine!

SUP lovers and Windsurf enthusiasts will get equal enjoyment out of our Tandem iSUP. Our Double Layer HD technology creates maximum stiffness with an ideal weight /durability ratio for these 16 feet of fun. Turn the SUP into a Windsurf Tandem through the removable centre and rear fins, and the two mastfoot inserts. For easy transportation, we've developed a premium bag for the Tandem Air, including our Fanatic Power Pump HP2 for quick and easy inflation.

Key Benefits:

- › Ultra long outline with good glide, great stability and flotation
- › Plenty of space for two people including two windsurfing rigs
- › High Quality Double Layer HD technology with top materials / manufacturing
- › Comfortable and grippy footpad, towing eyelet and comfy carrying handles
- › Removable centre and rear US Box fin, no tools needed
- › Deck net to attach luggage
- › Excellent bag with wheels and accessory compartments for ease of transport
- › Fanatic Power Pump HP2
- › 2×Mastfoot inserts for windsurfing option



RIDERS: GOLLITO ESTREDO, VICTOR FERNANDEZ, ARTHUR ARUTKIN, MANUELA JÚNGO



INJECTION MOULDED

	16'0"
VOLUME	505l
WIDTH	34"/86.4cm
LENGTH	16'0"/487.6cm
THICKNESS	6"/15cm
TECHNOLOGY	DL HD
FINBOX	2×10" US Box
FINS	2×19.5cm



SPECIALS

FLY AIR L / XL

ART. NO.: 13800-1157 (L), 13800-1158 (XL)

**Big Fun! Why paddle alone when you can have loads of fun with up to 7 friends on one giant paddleboard! Our Fly Air L and XL big iSUP boards are designed to take between 5 and 7 friends onboard for the ultimate group and family fun!**

Coming in a fresh look for the new season, the Fly Air L & XL is equipped with new soft carrying handles in multiple spots for easy carrying and holding on when going down a wave. Easy to inflate, stiff and stable, they come with 1 or 2 Fanatic Power Pumps HP2, and deflate quickly rolling up into a compact size for easy transportation. Made of strong and durable HD 200 technology, the Fly Air L & XL are just perfect for a bigger group of friends, paddle groups or school classes to have fun on. Touring, racing or surfing the wave, these are the ideal fun boards for more people!

Key Benefits:

- › Extra strong HD 200 technology
- › XL supplied with 2 Fanatic Power Pumps HP2, L supplied with 1
- › Multiple soft and comfortable handles for easy transport/holding on
- › Stiff and stable in all water conditions
- › Stainless steel D-ring attachments
- › HD Mini glued Quad Fin setup and removable Center fin (Fly Air L only) – made with shallow waters in mind
- › Deflates quickly, rolls up easily
- › Easy transport and storage in the specially designed big bags



RIDERS: KLAAS VOGET, PAULINA HERPEL, KAI-NICOLAS STEIMER, JULIA HOFGARTNER



	FLY AIR L 17'0" × 60"	FLY AIR XL 17'0" × 78.5"
VOLUME	1330l	1600l
WIDTH	60"/152.4cm	78.5"/199.4cm
LENGTH	17'0"/518.2cm	17'0"/518.2cm
THICKNESS	8"/20cm	8"/20cm
TECHNOLOGY	HD 200	HD 200
FINBOX	1 × 10" US Box, 4 × glued HD Fins	—
FINS	1 × 19.5cm, 4 × 7cm	—



EQUIPMENT

Premium Backpack

Brand new Wheely-Backpack with padding, easy entry zipper, padded straps, belts & accessory compartments for effortless packing and transportation.



SIZE M

WIDTH: 43 CM  
LENGTH: 88 CM  
THICKNESS: 24 CM  
WEIGHT: 2.9 KG  
ART. NO.: 13900-7000

SIZE L

WIDTH: 43 CM  
LENGTH: 98 CM  
THICKNESS: 30 CM  
WEIGHT: 3.1 KG  
ART. NO.: 13900-7000

- › Padded shoulder straps
- › Inner/outer storage pockets for all the accessoires
- › Extra belts on chest and hip
- › Wheels for easy transport, placed on the outside for comfortable backpack use

Paddle Bag



WIDTH: 35.5 CM  
LENGTH: 95 CM  
ART. NO.: 13500-7002

- › With shoulder strap for easy transport
- › Protects your paddle
- › Available as separate accessory (Comes with the Carbon 80 Adj. 3-piece Paddle)

Pure Backpack

Backpack with easy entry zipper, straps, belts and accessory compartments for effortless packing/storage.



SIZE M

WIDTH: 43 CM  
LENGTH: 88 CM  
THICKNESS: 24 CM  
WEIGHT: 1.6 KG  
ART. NO.: 13900-7010

SIZE L

WIDTH: 43 CM  
LENGTH: 98 CM  
THICKNESS: 30 CM  
WEIGHT: 1.7 KG  
ART. NO.: 13900-7010

- › Padded shoulder straps for easy transport
- › Chest belt
- › Inner/outer storage pockets

Fanatic HP5 Triple Action Pump



CAPACITY: 3.5 + 3.5 L  
MAX. PRESSURE: 26 PSI  
ART. NO.: 13800-7001

- › More power/volume/higher pressure
- › Less effort
- › Faster inflation
- › Switching from single to double or triple action

Special Bags

FLY AIR L BAG

WIDTH: 40 CM  
LENGTH: 160 CM  
THICKNESS: 30 CM  
WEIGHT: 3.6 KG  
ART. NO.: 13900-7001

FLY AIR XL BAG

WIDTH: 43 CM  
LENGTH: 210 CM  
THICKNESS: 15 CM  
WEIGHT: 5.4 KG  
ART. NO.: 13600-7003

AIR MAT BAG

WIDTH: 27 CM  
LENGTH: 113 CM  
WEIGHT: 0.7 KG  
ART. NO.: 13800-7010

Our Tandem Air, Fly Air L & XL, Fit platform and Air Mat all come in special fitted bags for easy transport, the Fly Air XL & Air Mat bags are sold as spare parts too.

HP2 Double Action Pump



CAPACITY: 3.6 L  
MAX PRESSURE: 25 PSI  
ART. NO.: 13700-7000

- › New improved Fanatic Power Pump HP2 with integrated switch for double/single action pumping & fast, comfortable inflation.

RIDE SUP RIG

ART. NO.: 13700-1810

The Ride SUP rig is designed to power SUP boards fitted with mast tracks, and Windsurf/SUP boards like our Viper Air and Ripper Air. The perfect light wind Windsurf/SUP rig is easy to sail, straightforward to assemble, and convenient to store. Coming in an ultra compact, high quality nylon bag, it includes a mast, mastbase, extension, 4-pcs. boom and sail. Ready to rig and go, it takes 30 secs to assemble.

Design Features

- › Light Dacron sail for a smooth power delivery and a light feeling
- › 4-piece compact boom works as a normal boom but can be stored more easily
- › Mastbase extension and boom with markings help setup the sail easily



RIDE SUP RIG

	4.5 M²	5.5 M²	6.5 M²
MAST LENGTH	415 cm	435 cm	475 cm
MAST	RDM 410 cm (4-piece)	RDM 430 cm (4-piece)	RDM 450 cm (4-piece)
BOOM LENGTH	180 cm (4-piece)	185 cm (4-piece)	200 cm (4-piece)



RIDER: VICTOR FERNANDEZ





# COMPOSITE BOARDS



# MAKE EVERY DAY A WAVE RIDING DAY



FOIL



SKY SURF / SUP: PAGE 100, 102



STUBBY FOIL EDITION: PAGE 104



# READY FOR THAT PERFECT WAVE



## SURF



SURF

COMPOSITE BOARDS



# OFF TO A FLYING START



ALL-ROUND



FLY RANGE: PAGE 118 - 125

DIAMOND BAMBOO: PAGE 126

PAGE 90 / 91

COMPOSITE BOARDS

ALL-ROUND



# EXPLORE, DREAM, DISCOVER

## TOURING



RAY RANGE: PAGE 128

DIAMOND BAMBOO TOURING: PAGE 130



# THREE RACING DEMONS



## RACE



FALCON: PAGE 134



BLITZ: PAGE 136



STRIKE: PAGE 138



# TAKE OFF!



**Foiling can transform even the smallest, softest wave into an amazing ride. Glide along on ocean swells, catch waves quicker and carve full power turns on knee high, onshore waves. Foiling is about to rock your world!**

To fast track your ventures, we have developed three killer boards to cover all abilities and eventualities.

Our brand new, dedicated SUP foil board has been designed by legendary shaper and foiler Sky Solbach. The result is the Sky SUP, an uncompromised foil board designed 100% for foiling and offered in four sizes: 6'4", 6'6", 6'10" & 7'0". Compact, light and radical, this board is the ultimate SUP foil board.

For the purists out there, we have the Sky Surf. A dedicated surf foil board designed to put a completely fresh perspective on surfing. Offered in three sizes 4'10", 5'2" and 5'6", the Sky Surf can paddle out and catch waves in even the smallest of conditions, whilst its uniquely compact shape ensures the performance is both radical and forgiving.

The Stubby Foil Edition is renowned for its new-school radical wave performance, combined with an incredible ease of use. Designed to provide SUP, foiling and wind-surfing options within the same board, the Stubby's mast track, footstraps and optional windsurf foiling make this board the Swiss army knife of our range!

Our Aero Surf Foil 1500 is the perfect match for our new Sky surf and Sky SUP foil boards and will have you grinning from ear to ear, with or without a paddle in your hands, no matter the conditions.





# SURF / FOIL

## Interview with Fanatic Surf / Foil / SUP Shaper Sky Solbach



RIDER: SKY SOLBACH

### Can you describe what it's like to foil compared with regular SUP or surfing?

*Foiling allows you to ride a really small board on a tiny wave and have tons of fun. It just opens up so many more places and conditions. You simply don't need great conditions anymore and you can get really excited about one foot surf!*

*On the wave you are very connected but in a different way to surfing. You almost have to relearn where to find power on the wave. At the very top of the wave, almost at the back of the wave, you find a lot of speed and power, where on a normal surfboard you would probably be falling off the back. There are lots of new sources of energy on the wave that you wouldn't normally know existed because they are underwater and you wouldn't usually be able to access them. When it comes to riding, it's kind of trippy because you can drop into a wave, get way out on the shoulder or the flat section and do this big carving cut back with all this power on basically a lump of water that isn't even breaking! It's totally crazy, it feels like doing a cut back on a six foot wave, but actually you are on just a tiny lump of water. It's a really cool sensation.*

*With the foil, you don't really want to take off in the steepest section, so you are taking off in a different position. Usually either further out or further in. You can actually just sit on the inside, take the white water and it doesn't matter that you are in the wrong place because as soon as you are comfortable to get on the foil, you can easily pump out past big sections of white water to the position you want to be in. So overall, positioning is a lot less critical.*

### When would you choose to regular SUP or surf?

*When the waves are good, go regular, when they are flat or not great, the foiling makes those waves feel perfect.*



### Assuming you can already SUP or surf, how much more difficult is it to learn foiling?

*Once you know how to SUP or surf I think foiling just adds a new dimension to it. It is a bit different, when you first start dropping into a wave and the board starts rising out of the water. It takes some time to get used to but it opens up a whole new world of possibilities and conditions. Particularly having a lot more fun in smaller waves.*

*You don't need to have any special strength or fitness. It's mostly about technique and positioning on the board. When you are learning you can play a lot with foot positioning. If you stay forward on the board it holds the board down and as you step further back it encourages the foil to lift, so when you are learning you can stay forward a bit more until you are comfortable enough to step back and let it fly and eventually you will find your sweet spot.*

### What are the ideal conditions for foiling?

*The most ideal would be a wave that breaks a big distance from shore (you want to have a long ride) and maybe just feathers a bit to let you get into it and after that turns into a rolling swell. For foiling that's perfect because it allows you enough push to get onto the wave, but then once going you just have the swell to ride for big turns and carves with plenty of power for the foil.*

*The other really good thing with these foil boards is that when you get to the end of your ride, if you are good enough, you can actually kick out and keep the board foiling all the way back out just by pumping it with your feet up and down.*

*If you do kick out and decide to paddle, you don't feel the influence of the foil at all. It just feels like a regular board to paddle.*

### What are the main design differences between a regular SUP / surf board and a foil board?

*The foil boards are as compact as possible. So they are much shorter than a regular board, which has a lot of benefits when you are foiling. Firstly, it fits in the wave a lot better, particularly because you are often riding smaller waves on the foil; if you have a really long board what happens is the nose is almost hitting the flats in front of you whilst the tail is dragging on the crest behind you, so you don't really have enough room to manoeuvre on the wave. By having a much shorter board, it gives you a lot more space on the wave. It makes a huge difference.*

*The other function of it being short, particularly for SUP, is that you are stood facing forward to catch the wave and then when you get on it, with a short board, you can simply leave your front foot where it is and rotate your back foot behind you to get in the surfing position. With a longer board you would have to take some steps back which makes the balance and transition a lot harder. The Sky SUP and Surf range has a bumper*

*in the pad above the centre line, so you can feel easily that your foot is in the right place. The shorter length also makes the board a lot less physical when it comes to pumping it up and down to generate lift from the foil.*

*The other factor is the bottom shape, which is pretty different. The SUP board has a 45 degree bevel on the rail which has a couple of functions. It keeps the rail up and out of the water when you are doing a banked foiling turn. It also creates a sharp point, which gives it a better release when hitting the water and reduces the wetted area resulting in a softer touch down.*

*Because the board is designed to foil, it doesn't need to have all the engineered flex characteristics of a regular planing board but it does need to be stiff and light, which gives a much more responsive and reactive ride underfoot.*

### Would a good foiler have a quiver of boards for different conditions or is it more about changing the foil?

*I would say for me, I just have one foil surf and one foil SUP board and then simply change the foil. Most people are going to buy these boards for smaller conditions, so one board is definitely going to do the job, but you may want to have a few different wings for different conditions. For example, one for steep waves, one for not such steep waves, one for down-winding, whatever. That's kind of where you would build your quiver, with your wings.*



FOIL

# SKY SURF

ART. NO.: 13900-1117

**The Sky Surf brings foiling to the wave face in its purest form! Our new dedicated foil surfboard lets you catch waves earlier, glide on ocean swells and carve powerful turns on the smallest of waves.**

With its compact shape and relatively high volume the Sky Surf is designed to be super easy to paddle and an absolute ripper on the wave. Offered in three sizes, both with stacks of volume, they are the perfect platform for all levels of foil surfing.

By keeping the board short, wide and light the Sky Surf is extremely responsive underfoot and offers a huge amount of performance on the wave. Its reduced length allows it to fit easily on the wave face and gives scope for radical turns on even the smallest of waves.

Unique features such as the double concave deck, adjustable foil mount and channel bottom give this dedicated foil surfboard the necessary magic to boost performance and stand out from the competition.

If you’re looking to maximize your days on the wave, there’s simply no other surfboard that can deliver more rides per year than the Sky Surf! It’s a board that will open up a whole new world of surfing experiences and at the same time make even the worst conditions feel special!

**Key Benefits:**

- › Stable and quick to paddle due to increased volume, flat rocker and thick rails
- › Compact shape delivers the best combination of stability and manoeuvrability
- › Unique concaved deck shape provides increased leverage and control over the foil and gives a comfortable, stable platform to lie on
- › Footpad with centreline bumper delivers grip, comfort and helps your foot locate the centreline when riding
- › Channeled bottom shape helps tracking and delivers a softer touch-down
- › Increased volume allows the use of a smaller board whilst remaining easy to paddle
- › Reduced board length to fit on smaller waves and boost manoeuvrability
- › Very easy to pump and generate lift due to the light weight and reduced length
- › Track system foil mount allows for fine tuning
- › Available in three sizes: 4’10”, 5’2” & 5’6”
- › Supplied in CST (Custom Surf) construction



RIDER: PATRI MCLAUGHLIN



	4'10"	5'2"	5'6"
VOLUME	33l	42l	51l
WIDTH	20" / 50.8cm	21" / 53.3cm	22" / 55.9cm
LENGTH	4'10" / 147.3cm	5'2" / 157.5cm	5'6" / 167.6cm
TECHNOLOGY	CST	CST	CST
FINBOX	2 x US 10"	2 x US 10"	2 x US 10"



FOIL

SKY SUP

ART. NO.: 13900-1118

Get hooked on the thrill of foiling and recalibrate your perspective on conditions. The new Sky SUP is a 100 % dedicated foil board designed to get you stoked, even when the conditions aren’t playing along!

Everything about the new Sky SUP has been optimized for foiling. Whether you’re new to foiling or already an expert, the super compact shape, easy paddling and stable all-round performance are designed to get you up on the foil an charging waves as quickly, easily and efficiently as possible.

The shape is specifically designed to give stability for paddling and manoeuvrability when foiling. Capitalising on the board’s awesome small wave performance, the shorter length keeps the Sky SUP agile on even the smallest of waves and controllable underfoot on bigger, faster surf.

The unique concaved deck shape and bevelled rail provide powerful, hard turns without fear of catching a rail, whilst the track mounted foil allows fine tuning for lift and different styles of wing.

The Sky SUP has been designed to bring a refreshing new dimension to your boarding. Gliding on ocean swells, harnessing new sources of power in the surf and trans-forming tiny onshore conditions into awesome days. No matter what conditions you wake up to, every day is a waveriding day with the Sky SUP!

Key Benefits:

- › Design is 100 % optimised for foiling
- › Compact shape for stability and manoeuvrability
- › Bevelled rails for a soft touch-down and to avoid catching in tight turns on the wave
- › Concaved deck shape for increased comfort and control
- › Full deckpad with centreline bumper delivers grip, comfort and helps your foot locate the centreline when riding
- › Unique channel bottom shape for efficiency, soft landings and great tracking whilst paddling
- › Optional fin behind the foil to boost straight line tracking whilst paddling
- › Short length makes it easy to pump, control and transport
- › Track system foil mount allows for fine tuning
- › Carrying handle for ease
- › Available in four sizes: 6’4”, 6’6”, 6’10” & 7’0”
- › Supplied in CST (Custom Surf) construction



RIDER: AIRTON COZZOLINO



	6'4"	6'6"	6'10"	7'0"
VOLUME	96l	115l	132l	145l
WIDTH	27" / 68.6cm	30" / 76.2cm	31" / 78.7cm	31.5" / 80cm
LENGTH	6'4" / 193.0cm	6'6" / 198.1cm	6'10" / 208.3cm	7'10" / 213.4cm
TECHNOLOGY	CST	CST	CST	CST
FINBOX	3 x US 10"	3 x US 10"	3 x US 10"	3 x US 10"



FOIL

STUBBY FOIL EDITION

ART. NO.: 13900-1116

The Stubby Foil Edition adds another dimension to our parallel rail shape. Fly above any ripple or dig your rails deep in a clean wall – you decide on the setup you ride.

Our Stubby Foil Edition comes in the same shape as our regular Stubby and offers the same easy and controlled flow if you decide to ride your regular Thruster fins.

Once you change to Foil, our Stubby foil Edition – available in 8'7" – creates a whole new dynamic. Catch waves of any size way before they hit the reef and ride them with new lines and a totally different approach. Our adjustable system with two longer tracks allows the use of different foils and finding their individual sweet spot. Additionally we equipped the Stubby Foil with strap inserts and mast track for optional Windsurf-Foiling. The greatest variety of multisport-use combined in one package.

Key Benefits:

- › Two longer US base tracks adjustable for different style of Foils
- › Mast track insert and strap inserts for windsurfing/foiling
- › Straighter, more parallel outline for a cleaner waterline/reduced drag
- › Short and wide ›Stubby-Nose‹ for maximum stability, reduced swing weight, fast change of direction and easy recovery
- › Winger swallow tail for the ultimate turning response/grip/control
- › Pulled down thin performance-rails for maximum carving
- › Hard release edges in the tail for direct acceleration and a light feel

- › Soft rails in the nose for smooth surfing
- › Lightly domed deck for maximum stability
- › Single concave entry, transitioning into a single/double concave mid section into a V/double concave through to the tail providing drive and super fast reactions off the tail
- › Thruster fin setup with 3 multi boxes
- › New Vector Net technology



HONEYCOMB RTM



	8'7"
VOLUME	120l
WIDTH	29.25" / 74.3 cm
LENGTH	8'7" / 261.6 cm
TECHNOLOGY	VCT
FINBOX	3×Multi-Box, 2×US 10"
FINS	3×5"



FOILING

AERO SURF FOIL 1500

ART. NO.: 13900-3511

**Catch waves not worth paddling for and ride them until your legs let you down. The Aero Surf Foil 1500 will widen your surfing horizon!**

Foil designer Ken Winner and his team kicked the surf foil R&D into overdrive this past season on Maui to develop what our team is calling the easiest, fastest and most versatile surf foil setup to date. Sky Solbach and Patri McLaughlin led the R&D behind mastermind Ken Winner and gave the Aero Surf Foil 1500 countless rides before finally letting their best prototype to production. The low drag /high lift profile, generous sweep and moderate anhedral curve of the Aero 1500 result in an incredibly versatile Surf and SUP Surf Foil that offers predictable lift and stability, remarkable carving potential and a wide speed range. From the slightest lump to overhead waves, the Aero Surf Foil is the perfect match for our new Sky Surf and Sky SUP Foil boards and will have you grinning from ear to ear, with or without a paddle in your hands, no matter the conditions.



RIDER: AIRTON COZZOLINO

FOIL

COMPOSITE BOARDS



SURF

PROWAVE LTD

ART. NO.: 13900-1101

Whether you’re going for fast carves in powerful reef breaks, radical hacks in sloppy beach breaks or charging massive surf, we’re sure there’s a ride for you in our high performance ProWave line.

The four new ProWave shapes are based around the needs of our International team riders who are pushing the boundaries of powerful new surfing performance with these models. Balanced and easy to paddle, yet super radical once unleashed onto a wave, they offer a responsive ride with quick acceleration, great speeds and lots of drive. The ProWave is designed for deep carves and tight arcs in the pocket whilst handling mushy days with ease. The controlled flow gives you the confidence and comfort even on the biggest days. The ProWave comes in our new Custom Surf technology and with five boxes to give you the choice of either a Quad or Thruster fin setup allowing you to adapt the board to your style of riding and conditions on the day.

Key Benefits:

- › Real surf scoop rocker line

› Nose outline and squash tail provide Shortboard performance

› Maximum carving delivered via pulled down thin rails

› Hard release edges in the tail for direct acceleration and light feel, with softer rails in the nose for smooth surfing

› Maximum stability delivered via slightly domed deck blending into thin rails

› Speed and drive enhanced via single concave entry that transitions into a single double concave mid section

› Bottom and rail shape provides ultimate grip allowing for smaller fins
- › Prevention of nose diving provided via added nose kick

› Five Multi-Boxes for Quad /Thruster fin setup option

› Mastfoot insert for windsurfing option

› New Custom Surf technology



RIDERS: ARTHUR ARUTKIN, AIRTON COZZOLINO



	7'6"	8'0"	8'5"	8'9"
VOLUME	80l	92l	108l	120l
WIDTH	26.5" / 67.3 cm	27.5" / 69.9 cm	29.5" / 74.9 cm	30.5" / 77.5 cm
LENGTH	7'6" / 228.6 cm	8'0" / 243.8 cm	8'5" / 256.7 cm	8'9" / 266.7 cm
TECHNOLOGY	CST	CST	CST	CST
FINBOX	5×Multi-Box	5×Multi-Box	5×Multi-Box	5×Multi-Box
FINS	3×4.75"	3×4.75"	3×4.75"	3×4.75"



SURF

STUBBY

ART. NO.: 13900-1100


The new generation of our parallel rail design combines stability and ease of use with speed, flow and radical hacks. The Stubby will give you the confidence to approach the wave in a totally different way.

Short in length, the Stubby has a less curved rail line for maximum hold on the wave and through the turns. The super wide nose gives extra stability and easy wave catching, allowing you to ride with less volume and a narrower centre.

A surfy rocker line and the winger swallowtail add looseness to stay right in the pocket with heaps of control and flow. Our high performance compact surf concept comes in four sizes ranging from 7'10" to 8'10". You'll be blown away by the stability, speed and reactions, especially when the waves are less than perfect.

Key Benefits:

- › Straighter, more parallel outline for a cleaner waterline and reduced drag
- › Short and wide ›Stubby-Nose, for maximum stability, reduced swing weight, fast change of direction and easy recovery
- › Winger swallow tail for ultimate turning response, grip and control
- › Pulled down thin performance rails for maximum carving
- › Hard release edges in the tail for direct acceleration and a light feel
- › Soft rails in the nose for smooth surfing
- › Lightly domed deck for maximum stability, blending seamlessly into the thin rails
- › Single concave entry, transitioning into a single/double concave mid section into a V/double concave through to the tail providing drive and super fast reactions off the tail
- › Quad/Thruster fin setup option with 5 multi boxes
- › Mastfoot insert for windsurfing option
- › New Vector Net technology



RIDER: ARTHUR ARUTKIN



	7'10"	8'3"	8'7"	8'10"
VOLUME	95l	105l	120l	135l
WIDTH	28.5" / 72.4cm	28.75" / 73cm	29.25" / 74.3cm	30.5" / 77.5cm
LENGTH	7'10" / 238.8cm	8'3" / 251.5cm	8'7" / 261.6cm	8'10" / 269.2cm
TECHNOLOGY	VCT	VCT	VCT	VCT
FINBOX	5×Multi-Box	5×Multi-Box	5×Multi-Box	5×Multi-Box
FINS	3×5"	3×5"	3×5"	3×5"



SURF

ALLWAVE

ART. NO.: 13900-1102

Wherever you decide to take it, the AllWave delivers easy-peasy surfing action with surprisingly radical performance attributes. Available in four sizes – from the snappy 8’9” to the floaty 9’8” – we guarantee unbeatable fun in all types of waves.

The AllWave ensures the easiest possible entry into the waves. The fast rocker line and stable stance offer straightforward wave catching characteristics and good speed, allowing you to focus 100 % on the wave.

The four sizes increase in length – with minimal additional width – to guarantee a smooth flow all the way through the models for the heavier riders. Whether conditions are choppy, small and testing, or clean overhead walls, the AllWave is the perfect tool for enjoyment, ease and progression.

Key Benefits:

- › Wide and compact outline for an easy, balanced stance when paddling and surfing
- › Maximum carving via the pulled down thin rails
- › Hard release edges in the tail for direct acceleration and a light feel, with softer rails in the nose for smooth surfing
- › Lightly domed deck for maximum stability blending seamlessly into the thin rails
- › Single concave entry, blending into a double concave V for extra planning power, control and easy rail to rail turning
- › Bottom and rail shape provide ultimate grip allowing for smaller fins
- › Mastfoot insert for windsurfing option
- › New Vector Net technology



RIDER: AIRTON COZZOLINO, VICTOR FERNANDEZ



HONEYCOMB RTM

	8'9"	9'0"	9'4"	9'8"
VOLUME	145l	159l	173l	187l
WIDTH	32" / 81.3cm	32" / 81.3cm	33" / 83.8cm	33" / 83.8cm
LENGTH	8'9" / 266.7cm	9'0" / 274.3cm	9'4" / 284.5cm	9'8" / 294.6cm
TECHNOLOGY	VCT	VCT	VCT	VCT
FINBOX	3×Multi-Box	3×Multi-Box	3×Multi-Box	3×Multi-Box
FINS	3×5"	3×5"	3×5"	3×5"



SURF

STYLEMASTER BAMBOO

ART. NO.: 13900-1104

If you’re into the classic style of Longboard surfing, then this beauty will win you over with the first wave you catch. Easy to paddle, its endless flow and insane glide will let you get creative with your ride.

As a classic nose-rider, this board is more influenced by Longboard surfing than any other board in our range. Easy to paddle, its super advanced surfing potential allows the deepest curves with a smooth flow, whilst you style up and down the wave with your toes hanging loose. The wide nose leaves plenty of room for creative riding and adds incredible wave catching potential. Available in our beautiful and supreme Custom Bamboo Sandwich construction as well as Pure Light technology in the sporty length of 9’0”, the classic 10’0” and the all-new floaty 10’6”.

Key Benefits:

- › Super thin surfing style rails for full bite in the turns and on the face of the wave
- › Thin, slightly domed Longboard style deck
- › Wide nose for a pure nose riding experience
- › Classic smooth Longboard rocker and outline
- › Single concave entry transitioning into double concave/ V bottom for super early catching and a smooth glide
- › Drawn in tail for grippy turns and control
- › Deluxe deck pad for cushioned steps – strategically placed in the main stance area – for comfort and reduced wax consumption
- › Longboard style 2+1 (sidebites plus single fin setup)
- › Bamboo Sandwich clear optic
- › Mastfoot insert for windsurfing option



RIDER: AIRTON GOZZOLINO



HONEYCOMB RTM

	9'0"	10'0"	10'6"
VOLUME	115l	135l	155l
WIDTH	29" / 73.7 cm	30" / 76.2 cm	31" / 78.7 cm
LENGTH	9'0" / 274.3 cm	10'0" / 304.8 cm	10'6" / 320 cm
TECHNOLOGY	BS	BS	BS
FINBOX	1×US Box, 2×Multi-Box	1×US Box, 2×Multi-Box	1×US Box, 2×Multi-Box
FINS	1×6", 2×4½"	1×6", 2×4½"	1×6", 2×4½"



# SAY YES TO NEW PASSIONS



**From beginner to expert and from flat water to surf, the Fly is our ultimate all-rounder designed to do it all. And to do it with style!**

Available in multiple sizes and constructions, the Fly is lightweight and durable. It's versatile design offers something for everyone combining stability, effortless glide and easy wave catching.

New for 2019 the Fly Eco Edition is an environmentally friendly version of the regular Fly. Drawing on our Ocean Minded spirit, the new Fly Eco is not only soft on the environment, but also absolutely stunning to look at!

The Diamond completes the range as a ladies specific version, enhanced with a beautiful design and offered in a choice of two sizes, 9'6" & 10'6". The ultimate compliment to a sparkling range!





ALL-ROUND

# FLY BAMBOO

ART. NO.: 13900-1109, 13900-1108 (WITH CENTER FIN)

The Fly is the quintessential SUP range for everyone. From newbie to the more experienced paddler, the Fly’s all-round shape provides an effortless and smooth glide across flat water, performing well in small to mid-sized waves. SUP is fun on the Fly!

Evolved from the early days of the sport, these shapes cater to all levels of experience. From those first steps onto a SUP, all the way through to those with decades of experience, the Fly family comes in a broad range of sizes and constructions to accommodate every individual’s needs. The Fly Bamboo is available in all sizes starting with the 9’6” for lighter/medium weight riders, going up to the super stable and floaty 11’2” for the greatest deal of buoyancy. A great platform for entry-level riders, the Fly line is classic with performance characteristics that you can enjoy for years to come.

Key Features:

- › New Bamboo Sandwich Clear Optic
- › 11’2” shape available in Standard and Center fin version
- › Flat deck with volume pulled out to the rails for stability
- › CAD sculpted balance flow curves
- › True surfing rocker line with a flat into full V bottom for engaging carving sensations off the tail
- › Low nose entry for effortless wave catching and glide
- › Sharp tail edges with softer rails up the nose for smooth power riding and drive through the turns
- › 2+1 fin Setup
- › Mastfoot insert for windsurfing option



RIDERS: VICTOR FERNANDEZ, ARTHUR ARUTKIN, ADAM LEWIS, KLAAS VOGET



HONEYCOMB RTM

	9'6"	10'6"	11'2"	11'2" CENTER FIN
VOLUME	151l	177l	236l	236l
WIDTH	31" / 78.7 cm	31" / 78.7 cm	34" / 86.4 cm	34" / 86.4 cm
LENGTH	9'6" / 289.6 cm	10'6" / 320 cm	11'2" / 340.4 cm	11'2" / 340.4 cm
TECHNOLOGY	BS	BS	BS	BS
FINBOX	1×10" US Box, 2×Multi-Box	1×10" US Box, 2×Multi-Box	1×10" US Box	1×10" US Box, 1×Power Box
FINS	1×8", 2×4 ¾"	1×8", 2×4 ¾"	1×8"	1×8" + MFC Center fin



# FLY ECO EDITION



RIDER: MARÍA ANDRÉS

## Interview with Fanatic Product Manager Daniel Aeberli

**As regular users of the oceans and lakes we see first hand the negative impact that humans are having on the environment. At Fanatic we are extremely motivated to make a positive contribution towards addressing this worldwide problem. It is something we have been working on for many years. Most of the actions we take, the end-customer never gets to see. Initiatives such as adopting more sustainable packaging, efficient shipping methods and eco friendly materials all happen behind the scenes.**

**This year's launch of the Fly Eco Edition is different. This is a full-scale project aimed directly at the end-customer. It represents a significant step in the right direction and is achieved by looking at things in an entirely different way. Rather than taking a performance construction and trying to make it more eco-friendly, we went the whole distance and started with an eco-friendly construction and then developed its performance. We've been really encouraged by the results, which is why for 2019 the Fly range has been extended to include two Fly Eco Edition models in sizes, 9'6" & 10'6".**

## Dani, the Fly Eco is a great looking board! Is that actually a commercial product or more of a marketing gag?

*The Fly Eco is another step at the forefront of many, many steps happening behind the scenes at Fanatic for many years. We haven't just recently started a sustainability program for marketing reasons in times of global warming. Every person at Fanatic spends their life in the ocean and nature as much as possible and it's part of our mindset to protect our beautiful planet! Our 'Ocean-Minded' logo on every Fanatic board has already been transferring this mindset for quite a few years. At Boards & More we have task forces for more sustainable packaging, for eco friendly production processes and materials, for optimized shipping in both sourcing and the final product, etc. etc. There is even an employee bonus program for riding a bike to work instead of using a car. Communication about all of these things is kept low, as we think this shouldn't be worth a mention, for us it's a matter of course in order to reduce the footprint we're leaving while bringing the highest quality product to our customer. The product materials are just a small and single part of the whole chain we're looking at – but the Fly Eco is the product showing this aspect the most. To get back to your question – yes it's a great product delivering great fun.*

## Interesting that you bring up looking at the whole picture. Shipping is a major factor in terms of pollution. Wouldn't it make sense to produce closer to your customer base – most Windsurf boards are sold in Europe ...?

*It's correct that shipping is one of the fields we're looking at optimizing. As we're a group of leading watersports brands within Boards & More, we're able to achieve great steps in reducing shipping pollution with combined shipments from Asia to Europe and from the suppliers to our production facilities using similar materials throughout our group. In most markets, Boards & More uses a central warehouse system, meaning direct shipments to customers and shops, again improving efficiency and lowering CO<sup>2</sup>*

*levels. This central warehouse also reduces overstock / closeouts by making planning more efficient, further eliminating wastage and extra transport costs. Right now there is no option for us coming close to our high-end production facilities in Asia for the final production.*

*All our prototyping is happening in Europe with very limited shipping to our R&D teams. Sustainability also means that qualitywise and economically the setup has to work out to sustain jobs at one side and keep our customer happy on the other end.*

*As we're a premium brand delivering the best products, we produce at the world's best facilities with best standards in terms of production techniques, but also in terms of being at the forefront of recycling cut-offs, waste management, the use of non-toxic materials etc. Last but not least, delivering a quality product is key to being sustainable.*

## Can you explain that? How exactly does quality reduce the CO<sup>2</sup> balance of a product?

*If you have to replace products for quality reasons or your products simply have a short life-span, then that's not very sustainable even if you include some 10 % sustainable materials to make a good impression at first glance. Our warranty rates are minimal, as we're focusing on every detail – not just including natural materials or some with a better CO<sup>2</sup> balance. We only implement materials and concepts into production after looking at the entire process and after testing them 100 % to maintain being at the forefront of both – delivering eco-friendly products and making sure these products actually work and don't have to be replaced and ultimately create more waste and pollution.*

## Why did you choose the Fly for being the ECO-Flagship of the Fanatic-Range? How is it built?

*It had to be a model that was diverse, versatile, user-friendly and suited to a*

*wide range of skills without being focused too much on high-end performance. The obvious choice was the top-selling Fly. The internal component of the Fly Eco is still made of closed cell ozone free EPS Blanks. We then add a layer of cork instead of PVC onto the deck. Whilst researching alternatives to carbon fibre for use in our bamboo and composite constructions, we came across Flax, a product that was not only environmentally friendly but had all performance and processing properties we were looking for. The Flax fibres are woven together to create a mesh material which is then laid over the cork – a fine finish that can be seen on the deck of the board. The last piece of the puzzle is to use Sicomin's GreenPox® Bio Resin to coat and laminate, a product we're using throughout the entire Fanatic range. Bio Resin has great amounts of sustainable and renewable components of vegetable oils as well as having a clean and efficient production process without hazardous emissions. Finally, for the base we've replaced PVC with an FSC certified wood veneer, sourced from responsible forestry. This veneer is what gives the Fly Eco its visually striking natural matt finish. By using optimised colour components and resin systems based on their solvent concentration we've managed to produce striking graphics that have minimized environmental consequences.*





ALL-ROUND

# FLY ECO EDITION

ART. NO.: 13900-1119

The Fly Eco is more than just a field study of what’s possible in terms of eco-friendly technology. Built with Flax, Cork and Wood instead of a classic glass and PVC sandwich, it embodies our Ocean Minded spirit like no other board. It also happens to look absolutely stunning!

We at Fanatic have been focused on sustainability for years, exploring the options to build and deliver more eco friendly products to the industry – you can see this by looking for our ›Ocean Minded‹ logo on every Fanatic Board we’ve produced in recent years. The Fly Eco embodies this spirit like no other board in our range.

Bio Resin is used throughout the entire Fanatic composite range, but the Fly Eco and its field of use allows us to go further. A Flax / Cork sandwich in the deck and a beautiful wood veneer bottom leaves this board entirely without PVC, and reduces the use of glass fibre to the minimum. No additional colours have been used under the reduced graphics, leaving the Fly’s inner values to shine through the deck and bottom with pure beauty.

A special board with a unique flex creates a fun responsive feeling beneath your feet and less impact on the environment. Stay ›Ocean Minded!‹

Key Benefits:

- › Eco friendly Flax / Cork and Wood veneer layup with FSC sourced wood from sustainable forestry

› Built entirely without oil based PVC

› Available in two sizes: 9’6” & 10’6”

› Flat deck with volume pulled out to the rails for stability

› True surfing rocker line with a flat into full V bottom for engaging carving sensations off the tail
- › Low nose entry for effortless wave catching and glide

› Sharp tail edges with softer rails through to the nose for smooth power riding and drive through the turns

› Mastfoot insert for windsurfing option



RIDER: ARTHUR ARUTKIN



RTM WOOD

	9'6"	10'6"
VOLUME	151l	177l
WIDTH	31" / 78.7 cm	31" / 78.7 cm
LENGTH	9'6" / 289.6 cm	10'6" / 320 cm
TECHNOLOGY	CFWC	CFWC
FINBOX	1×10" US Box, 2×Multi-Box	1×10" US Box, 2×Multi-Box
FINS	1×8", 2×4 3/4"	1×8", 2×4 3/4"



ALL-ROUND

# FLY SOFT TOP

ART. NO.: 13900-1106

The Fly Soft Top is the perfect SUP for an easy and gentle entry into the world of Stand Up Paddling. The smooth all-round shape provides an effortless glide across flat water all the way to small and mid-sized waves. SUP is fun on the Fly!

Evolved from the early days of the sport, these shapes cater to all levels of experience. From those first steps onto the board all the way through to riders with decades of experience, both the popular 10'6" and our super stable and floaty 11'2", are available in our gentle yet robust Soft Top technology. Converting into the ideal platform for those just starting Stand Up Paddling, it also comes with the mastfoot insert for windsurfing.

Key Benefits:

- › Soft Top technology: gentle on deck, extra strong around rails, tail and nose
- › Flat deck with volume pulled out to the rails for stability
- › CAD sculpted balance flow curves
- › True surfing rocker line with a flat into full V bottom, for engaging carving sensations off the tail
- › Low nose entry for effortless wave catching and glide
- › Mastfoot insert for windsurfing option



	10'6"	11'2"
VOLUME	177l	236l
WIDTH	31" / 78.7 cm	34" / 86.4 cm
LENGTH	10'6" / 320 cm	11'2" / 340.4 cm
TECHNOLOGY	Soft Top	Soft Top
FINBOX	10" Surf Box	10" Surf Box
FIN	8"	8"



ALL-ROUND

# DIAMOND BAMBOO

ART. NO.: 13900-1110

Shine bright like a Diamond! Our ladies SUP doesn't only light up the line-up with timeless style and grace, it also shines with endless all-round abilities and performance. Smooth paddling and engaging rails, this women specific design is easy to use and with effortless glide.

The ultimate complement to our successful Fly range is a beautiful design, enriched with fresh new graphics and stylish colors. Flawless paddling is combined with direct turning and great rail to rail performance for smooth carving under delicate pressure. A well-balanced and wide volume distribution caters for easy steps back and forth on the deluxe deck pad, whilst cruising the wave in Longboard style. The Diamond comes in two sizes, the classic 9'6" and the most accessible Diamond you'll find, our 10'6".

Key Benefits:

- › Flat deck with volume pulled out to the rails for stability
- › True surfing rocker line with a flat into full V bottom for engaging carving sensations off the tail
- › Low nose entry for effortless wave catching and glide
- › Sharp tail edges with softer rails up the nose for smooth power riding and drive through the turns
- › CAD sculpted balance flow curves
- › 2+1 fin setup
- › Mastfoot insert for windsurfing option
- › Bamboo Sandwich clear optic



STAND UP PADDLING

RIDER: ALICE ARUTKIN



HONEYCOMB RTM

	9'6"	10'6"
VOLUME	151l	177l
WIDTH	31" / 78.7cm	31" / 78.7cm
LENGTH	9'6" / 289.6cm	10'6" / 320cm
TECHNOLOGY	BS	BS
FINBOX	1×10" US Box, 2×Multi-Box	1×10" US Box, 2×Multi-Box
FINS	1×8", 2×4 3/4"	1×8", 2×4 3/4"



TOURING

RAY

ART. NO.: 13900-1114 (LTD), 13900-1113 (PURE)

The Ray delivers the ultimate touring experience. With outstanding stroke efficiency, racing style waterline and exceptional stability it truly is a great all-round cruiser.

The 2019 Ray is available in two performance oriented touring designs of 12’6” and 14’0” long, both in the manoeuvrable width of 29.5”. Whether it’s exploring miles of coastline, lakes, channels or rivers, the Ray glides effortlessly into new territories with an uninterrupted paddle stroke.

If you’re looking for a daily endurance workout, pure family fun or the ultimate adventure tourer, this board will deliver this great combination of stability and performance for newcomers and advanced paddlers alike. Built in our lightweight and exclusive LTD Carbon edition, as well as our durable and economically priced Pure Light construction.

Key Benefits:

- › Performance oriented scoop rocker line for effortless glide and minimal wake off the tail
- › Narrow racing style nose for smooth water flow
- › Sharp water-cutting bow transforms into a flat bottom through the centre with a rolled V off the tail for optimum release and stability
- › Extra volume in the rails with a high apex ensures a dry and stable ride for you and your luggage
- › Deck V-Spine up the nose for quick recovery and water dispersal
- › Sharp rail edges from centre to tail for extra stability and release
- › Stretched outline maximizes waterline, wide square tail offers extra stability
- › Flat angled deck shape for secure stance and water release
- › Deck net attachment points
- › Ray LTD in new Custom Carbon Sandwich technology
- › Mastfoot insert for windsurfing option



RIDERS: KAI-NICOLAS STEIMER, VALENTIN ILLICHMANN



	12'6" x 29.5"	14'0" x 29.5"
VOLUME	251l	291l
WIDTH	29.5" / 74.9cm	29.5" / 74.9cm
LENGTH	12'6" / 381cm	14'0" / 426.7cm
TECHNOLOGY	CCS, Pure	CCS, Pure
FINBOX	US Box	US Box
FIN	22cm	22cm



TOURING

DIAMOND BAMBOO TOURING

ART. NO.: 13900-1115

The Diamond Bamboo Touring is a slightly smaller version of our ever-popular Ray. Featuring the same great performance and effortless glide, the Diamond Bamboo Touring catches the attention with it’s sparkling style!

To complement our Ray Touring range, we’ve developed a smaller version of our performance-oriented design enriched with fresh graphics and stylish colors.

With dimensions of 11’6”×29”, the Diamond Bamboo Touring glides effortless into new territories with outstanding stroke efficiency. A combination of exceptional stability and performance inspires newcomers and advanced paddlers alike to explore miles of coastline, lakes or rivers on this all-round cruiser.

Key Benefits:

- › Performance oriented scoop-rocker line for effortless glide and minimal wake off the tail

› Narrow racing style nose for smooth water flow

› Sharp water-cutting bow transforms into a flat bottom through the centre with a rolled V off the tail for optimum release and stability

› Extra volume in the rails with a high apex ensures a dry and stable ride for you and your luggage

› Deck V-Spine up the nose for quick recovery and water dispersal

› Sharp rail edges from centre to tail for extra stability and release

› Stretched outline maximizes waterline, wide square tail offers extra stability
- › Flat angled deck shape for secure stance and water release

› Deck net attachment points

› Bamboo Sandwich clear optic

› Mastfoot insert for windsurfing option



RIDERS: PAULINA HERPEL, LISA GERTENBACH




RTM CARBON

	11'6" × 29"
VOLUME	224l
WIDTH	29" / 73.7 cm
LENGTH	11'6" / 350.5 cm
TECHNOLOGY	BS
FINBOX	US Box
FIN	19.5 cm



# THE TOOLS TO WIN



## A completely redesigned race range offers three absolute winners for 2019!

For ultimate pace and flatwater competitions the Strike sits at the top of the podium. Blending speed and stability in a way that defies convention, the Strike is the fastest, most efficient board you can put your feet on!

The Blitz is a new addition to the 2019 range designed for all-round race performance and to blitz away the competition! An uncomplicated shape with a simple outcome; race wins in all conditions.

The Falcon is our predator for downwind races. Completely redesigned for 2019 with a radical and uncompromising shape. Nothing surfs quicker and in more control than the new Falcon!





DOWNWIND RACE

FALCON CARBON

ART. NO.: 13900-1111

The new Falcon is our downwind specialist, completely optimised for winning downwind races. This shape is all about incredible surfing speed blended with a level of control and stability that will keep you fresh and efficient for the whole distance!

Everything about the new Falcon’s design is about speed and control, no matter how brutal the chop or how large the swell. The sleek cutting-bow shape keeps the front out of trouble and boosts flatwater speed, whilst the stretched, well rockered pintail provides fantastic levels of control allowing the nose to be lifted and positioned with ease and minimal footwork.

The Falcon’s new recessed deck shape provides incredible levels of stability even in extreme sea states, whilst the EVA deflector keeps bow-wash away from the standing area.

Perhaps the Falcon’s biggest surprise is its flatwater performance, which truly belies the style of board. An absolute race-winner when the course happens to finish in a river mouth or in flatter seas.

The new 14’ Falcon is offered in two widths, 24.75” and 26.75” targeting a range of rider weights and ability. Whichever size you choose, the 2019 Falcon has winning in its DNA!

Key Benefits:

- › Uncompromised design specifically for downwind racing
- › Amazing glide through chop and waves
- › Extremely easy to catch waves
- › Efficient glide in flatwater due to the bow shape and rocker line
- › Recessed standing area for added stability and efficiency
- › High side-walls keep water away from the deck
- › Narrower tail gives greater control downwind and makes the board more responsive underfoot, resulting in less movement for the rider
- › Four drainage pipes remove water quickly from the deck area
- › Eva deflector reduces water flow onto the standing area from the front of the board
- › Forward and rearward leash options
- › Three carrying handle options to suit preference and style
- › Equipped with a specially designed RTM race fin for premium race performance
- › Pigmented resin to prevent paint scratches
- › Offered in two sizes, 24.75” & 26.75” wide
- › Supplied in high-end Custom Carbon Sandwich Light Finish construction



RIDER: TOM AUBER



RTM CARBON

	14'0" x 24.75"	14'0" x 26.75"
VOLUME	290l	310l
WIDTH	24.75" / 62.8 cm	26.75" / 67.9 cm
LENGTH	14'0" / 426.7 cm	14'0" / 426.7 cm
TECHNOLOGY	CCS	CCS
FINBOX	US Box	US Box
FIN	19.5 cm	22 cm



ALL-ROUND RACE

BLITZ

ART. NO.: 13900-1120 (CARBON), 13900-1124 (BXF)

When you need a board that can handle all conditions, the Blitz is your instant winner. Completely new for 2019, this board is never out of its comfort zone. The Blitz will get you to the finish line first no matter what sea state you encounter!

There is nothing more confidence inspiring than a board that has your back in every scenario. Whether battling aggressive chop, paddling through powerful surf or drafting a wake on flat water before sprinting for the finish line, the Blitz not only survives, it excels. Laced with design details that deliver its incredible range, the performance of the Blitz is further enhanced by the feather light Custom Carbon Sandwich Light Finish construction. The result is a board that rides high and fast in rougher conditions, yet in flat water retains the acceleration and response to track with the best. The 14’ Blitz is offered in two widths, 24” and 26” with the narrower size being targeted at lighter riders (under 85 kg) and those pushing for the top. The wider option is for heavier riders and those seeking a more stable platform. Whichever size you choose, the Blitz is your perfect one board solution to racing.

Key Benefits:

- › Performs in everything from larger swell to flat water

› Added nose lift to prevent catching or nose diving

› Extremely efficient in backwash during races and when drafting

› Curved rocker line ensures the board rides fast and high when surfing

› Sharper rails in the midsection offer increased stability and directional performance

› Rounded nose and tail shape boost manoeuvrability on the wave

› Clean open deck for easy manoeuvring, kick turns and performance in surf and breaking waves
- › Unique foot rail gives a tactile feel underfoot, allowing a better transfer of power combined with increased grip, balance and positional awareness

› Five carrying handle options for all eventualities and preferences

› Forward and rearward leash plug options

› Equipped with a specially designed RTM race fin for premium race performance

› Pigmented resin to prevent paint scratches

› Offered in two sizes, 24” & 26” wide

› Comes in high end Custom Carbon Sandwich Light Finish or BXF technology (14’0” × 26”)



RIDER: ARTHUR ARUTKIN



RTM CARBON

	14'0" × 24"	14'0" × 26"
VOLUME	293l	310l
WIDTH	24" / 61cm	26" / 66cm
LENGTH	14'0" / 426.7cm	14'0" / 426.7cm
TECHNOLOGY	CCS	CCS, BXF
FINBOX	US Box	US Box
FIN	19.5cm	22cm



FLATWATER RACE

STRIKE

ART. NO.: 13900-1112 (CARBON), 13900-1125 (BXF)

Redesigned for 2019, the Strike is our out-and-out speed machine. Quite simply the fastest board you can put your feet on! Its unique shape defies convention, delivering the stability of a wider board with the efficiency of a much narrower one.

Everything about this design is feature packed for speed and efficiency. The forward rake in the nose cuts a sleek line through the water and ensures that all 14’ of the Strikes length is put to good use. Plenty of volume up front ensures that the nose rides high for speed and control.

The bottom shape is where much of the Strike’s magic happens. Starting out with a double concave at the bow to deliver a smooth, efficient glide, the hull soon blends into a deep monoconcave for tracking and stability, designed to keep the rider fresh and fast mile after mile. The wider tail profile of the Strike further boosts stability, whilst plenty of tuck delivers manoeuvrability when required.

The recessed deck is another new feature for 2019 enhancing both the stability and efficiency of the Strike. The 14’ long Strike is offered in two sizes with widths of 21.5” and 25”. The 21.5” is the goto race board for the super competitive SUP racer. Nothing paddles quicker over flatwater, and yet the Strike 21.5” still retains enough stability for chop and messy water conditions in experienced hands. The 25” is the first choice for riders over 85kg and for all-round racing on flatwater, combined with a few open ocean races.

Key Benefits:

- › A narrow board with the stability of a wider board
- › Remains user friendly even when conditions deteriorate
- › Feels extremely efficient with very low resistance when paddling
- › Forward raked nose increases the effective waterline length and results in improved paddling efficiency
- › Increased volume in the nose and tail area reduce pitching and keep the board flat when sprinting
- › Tuck in the tail area boosts steering and manoeuvrability
- › Recessed deck keeps the riders weight low and improves stability
- › Reduced recess at the tail allows more stability for the rider in pivot turns
- › High side walls stop water collecting whilst paddling
- › Forward and rearward leash options
- › Three carrying handle options for all eventualities and preferences
- › Pigmented resin prevents paint scratches
- › Equipped with a specially designed RTM race fin for premium race performance
- › Offered in two sizes, 21.5” & 25” wide
- › Comes in high end Custom Carbon Sandwich Light Finish or BXF technology (14’0” x 25”)



RIDER: ARTHUR ARUTKIN



RTM CARBON

	14'0" x 21.5"	14'0" x 25"
VOLUME	274l	295l
WIDTH	21.5" / 54.6cm	25" / 63.5cm
LENGTH	14'0" / 426.7cm	14'0" / 426.7cm
TECHNOLOGY	CCS	CCS, BXF
FINBOX	US Box	US Box
FIN	19.5cm	19.5cm





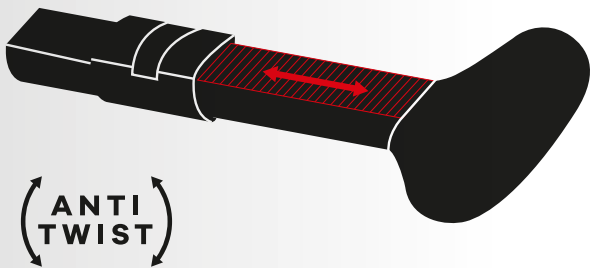
# PADDLES



# PADDLE TECHNOLOGY

Choosing the right paddle is as important as choosing the right board. With precision and care we have designed paddles in the best materials, which are strong and light, with the perfect amount of flex to deliver maximum power while allowing you to paddle in total comfort and style.

We offer the perfect choice from beginner to pro for both genders, every rider size and age. We name our paddle range according to the Carbon content, for logical choices regarding stiffness, performance and price, so you can find your perfect paddle immediately.

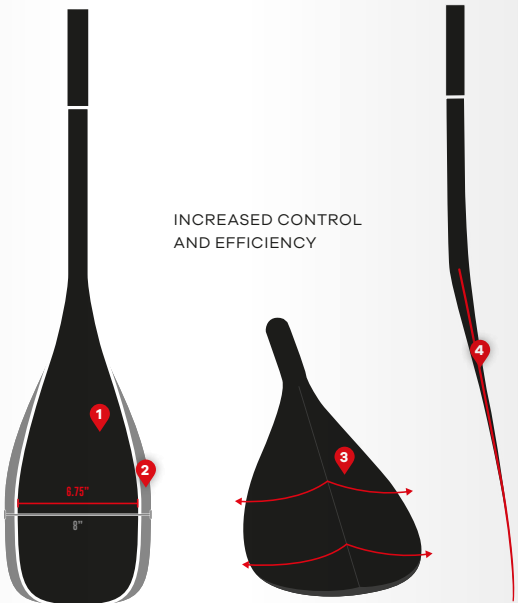
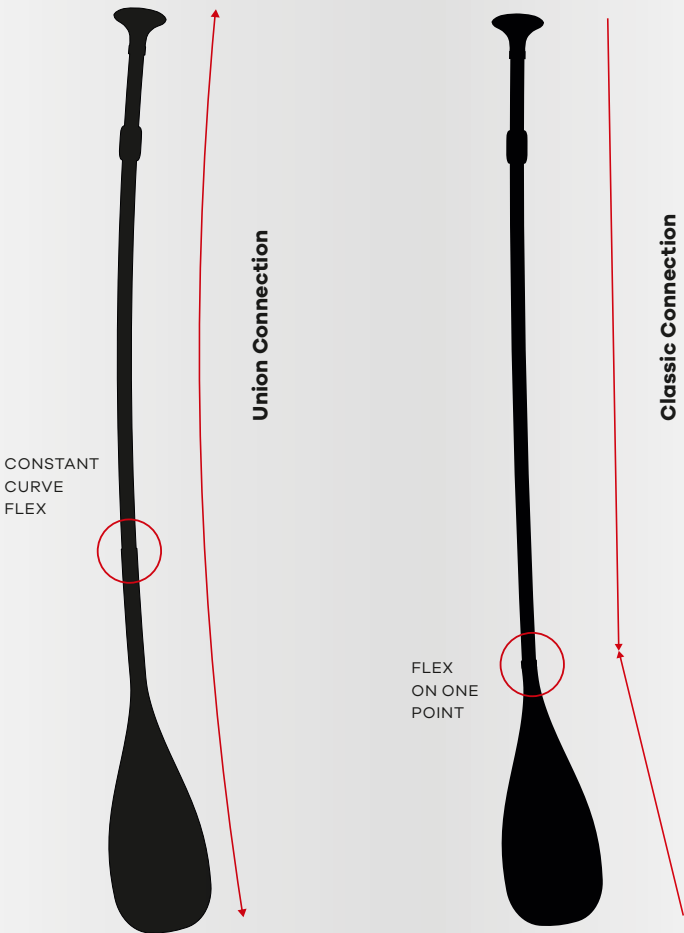


## Fanatic Anti Twist System

Our Anti Twist System, with its flat section on the extension and a matching cleat system, puts an end to using additional forces whilst locking your adjustable system. It ensures that the handle and blade are always lined up correctly. Paddle with confidence – your shaft and handle won't move! Our adjustable C100/C80/C50 models are equipped with Anti Twist System.

## Fanatic Union Joint System

In the past, all paddle flex patterns were made up of two parts: the blade, and the shaft. An oversized stiff joint disrupted these two flexible parts, where paddle and shaft were connected. The Fanatic Union System paddle has revolutionised the unified flex pattern. It now runs seamlessly from the tip of the blade all the way to the shaft. By moving the connection joint further up the shaft, it tapers perfectly into a RDM joint, resulting in constant flex for an unmatched spring and response with every stroke. From the moment the blade enters the water your energy is converted into forward drive. The Union paddle is available in four construction styles for a straightforward selection of paddles to match your performance and budget.



## Our 6.75"

- 1 NEW 6.75" BLADE FOR REDUCED SWING WEIGHT AND BETTER AERODYNAMICS
- 2 OLD 8" BLADE
- 3 DOUBLE CONCAVE SURFACE FOR INCREASED CONTROL AND EFFICIENCY
- 4 ABS REINFORCEMENT

For those paddling with a higher frequency, we offer the next step from our favoured 7.25" blade. Slight double concaves cater for a super controlled stroke with better traction and ultimately a higher efficiency. The extra powers these concaves create allow for this small blade size with better aerodynamics between the strokes and reduced swing weight compared to larger blades. The 6.75" blade is available with our performance models C100/C80 and our Diamond ladies paddle.



CARBON PRO 100

	FIX LENGTH	ADJUSTABLE	3PIECE
ART. NO.:	13800-1300	13800-1301	-



Available blade size 6.75" / 7.25"

The Carbon Pro model comes with a super light and responsive 100% 12K Carbon blade. Combined with our Union paddle design and its 100% 3K Carbon shaft, it is strong yet one of the lightest paddles around. With a reduction in swing weight, this paddle has an ultra fast flex response from the tip of the blade right through to the top of the handle, which also shines in precious 12K Carbon. The Carbon Pro paddle is available in both 7.25" and our 6.75" blade size. Each has an integrated ABS blade protector and is available in fixed length or adjustable shaft, featuring our Anti Twist System.

CARBON 80

	FIX LENGTH	ADJUSTABLE	3PIECE
ART. NO.:	13800-1302	13800-1303	13800-1304



Available blade size 6.75" / 7.25"

Our Carbon 80 paddle is the high performance choice for the ambitious paddler. Top flex and response is guaranteed for effortless handling through an 80% Carbon blade with ABS blade protector and shaft plus additional Kevlar shaft webbing. Available in 7.25" and 6.75" blade size, the Union system has the most supreme flex pattern running from the top of the handle to the tip of the blade. Fixed or adjustable shaft lengths, or even an adjustable 3-piece version including a handy carry bag, with our Anti Twist System, you're sure to have the most effective paddle stroke on the water.

BAMBOO CARBON 50

	FIX LENGTH	ADJUSTABLE	3PIECE
ART. NO.:	13800-1305	13800-1306	13800-1307



Available blade size 7.25"

Style and performance are combined in the Bamboo Carbon 50. A 50% Carbon core covered in precious Bamboo finish leaves a great visual impact for this entry performance paddle. Benefiting from the Union Joint system, this is an outstanding construction for those starting to gain skill on a SUP. The twist and flex in the blade is superbly controlled through its' design and is available with a 7.25" blade with fixed or adjustable shaft and in our handy adjustable 3-piece version. Our Anti Twist System on the adjustable shafts will keep the handle in place at all times.



RIDER: KAI-NICOLAS STEIMER



CARBON 35

	ADJUSTABLE	3PIECE
ART. NO.:	13800-1309	13800-1310



Available blade size 7.25"

Our Carbon 35 adjustable paddle with its matt finish 35% Carbon/Glass shaft and strong, ABS protected carbon composite blade is the top choice for any entry level paddler ready to go from zero to hero. With the Union Joint system and a blade size of 7.25" your strokes are highly effective. Available in standard adjustable or as 3-piece Carbon 35 adjustable for the most convenient paddle transport ever.

DIAMOND CARBON 35

	ADJUSTABLE	3PIECE
ART. NO.:	13800-1311	13800-1312



Available blade size 6.75"

The perfect match for our ladies SUPs Diamond, Diamond Touring and our Diamond Air models. Adjustable to your size and style, this is the super effective yet most stylish paddle to cruise around. Built with our small 6.75" durable carbon composite blade with white ABS rail protection and a 35% Carbon shaft covered in fresh mint graphics. Available in adjustable or 3-piece version.





CARBON 25 HD

ART. NO.:

ADJUSTABLE  
13800-1340

3PIECE  
13800-1341



Available blade size 8"

Our dedicated intermediate /river paddle Carbon 25 HD 8" has an excellent flex to weight ratio, delivering beginner and aspiring paddlers alike with all the characteristics needed to progress. The Carbon 25 HD is available in both 165 – 220 cm adjustable and adjustable 3-piece versions, so it can be shared amongst family and friends. A special feature is the fully integrated rubber edge rail blade protection that will keep you, your board and paddle in one piece – perfect for the action seeker looking to conquer wild waters of rivers and streams with the occasional bottom contact. It's unique carbon look rounds off this incredible package.

PURE

ART. NO.:

ADJUSTABLE  
13800- 1345

3PIECE  
13800-1346



Available blade size 8"

Our Pure Paddle is the perfect match for our entry level Pure iSUPs and for anyone looking to get a good amount of bang for your buck! With its 15% Carbon/ Composite shaft and solid 8" ABS blade, it's light in your hands and handles the usual contact in the early stages with ease. Our Pure Paddle is available in adjustable and adjustable 3-piece version with a length of 165 – 220cm.

RIPPER CARBON 25

ART. NO.:

ADJUSTABLE  
13800-1321



Available blade size 6.5"

We understand that kids need to be encouraged and that often starts with them being comfortable with the equipment they are using. We have come up with paddles specifically designed for juniors and as the perfect partner for our Ripper Air kids iSUP boards. Our lightweight Ripper Carbon 25 comes with a unique Carbon look and our highly durable 6.5" carbon composite blade to withstand the daily hits from the unavoidable learning curve. Designed to unleash the grommets playful nature and their hunger to be out there for hours without feeling tired. Adjustable from 130 – 160 cm, it just grows with them.

RIPPER PURE

ART. NO.:

ADJUSTABLE  
13800-1322




Available blade size 6.5"

The Ripper Pure Paddle comes with a 15% Carbon/ Composite shaft and features a 6.5" ABS blade. Available as convenient 3-piece version with an adjustable range of 130 – 160 cm, it grows with your junior and fits into the backpack of our Ripper Air models. Easy, strong and value minded!





MODEL	CARBON PRO 100	CARBON 80	BAMBOO CARBON 50	CARBON 35	DIAMOND CARBON 35	CARBON 25 HD	PURE	RIPPER CARBON 25	RIPPER PURE
ART. NO.									
Fixed	13800-1300	13800-1302	13800-1305	—	—	—	—	—	—
Adjustable	13800-1301	13800-1303	13800-1306	13800-1309	13800-1311	13800-1340	13800-1345	13800-1321	—
Adj. 3-Piece	—	13800-1304	13800-1307	13800-1310	13800-1312	13800-1341	13800-1346	—	13800-1322
CATEGORY	Pro Model	High Performance	Entry Performance	Entry Performance	Ladies Entry Performance	Entry	Entry	Kids	Kids
SHAFT LENGTH	< 219 cm 165–220 cm	< 219 cm 165–220 cm	< 219 cm 165–220 cm	— 165–220 cm	— 165–220 cm	— 165–220 cm	— 165–220 cm	— 130–160 cm	— 130–160 cm
BLADE SIZE	6.75" / 7.25"	6.75" / 7.25"	7.25"	7.25"	6.75"	8"	8"	6.5"	6.5"
BLADE AREA	86 sq.in./ 555cm² 90 sq.in./ 580cm²	86 sq.in./ 555cm² 90 sq.in./ 580cm²	— 90 sq.in./ 580cm²	— 90 sq.in./ 580cm²	86 sq.in./ 555cm²	85 sq.in./ 548cm² 85 sq.in./ 548cm²	85 sq.in./ 548cm²	70 sq.in./ 451cm²	70 sq.in./ 451cm²
BLADE MATERIAL	100% 12K Carbon	80% Carbon	Front: Bamboo, Back: Carbon Composite	Carbon Composite	Carbon Composite	ABS blade; Red rubber edge	Injection Moulded	Carbon Composite	Injection Moulded
SHAFT MATERIAL	100% 3K Carbon	80% Carbon	50% Carbon/ Bamboo	35% Carbon	35% Carbon	25% Carbon	15% Carbon	25% Carbon	15% Carbon
CHARACTER	› Featherlight › High performance flex response › The paddle of the pros!	› Light & strong › High performance flex response	› Light › Precious › Good flex	› Light & strong › Budget friendly	› Light & strong › Diamond optic › Budget friendly	› Ultra strong & durable	› Budget friendly & light	› Light & strong kids paddle	› Budget friendly kids paddle
TARGET RIDER	Experienced SUPer with the highest demands in terms of lightweight, flex & performance – whether in the waves or on the race course	Experienced to intermediate SUPer looking for a high performance paddle with strong durability/ weight ratio	Entry to intermediate level SUPer looking for a beautiful paddle with good performance & easy handling	Entry to intermediate level SUPer looking for an affordable paddle with good performance & easy handling	Ladies from entry to intermediate level looking for an affordable paddle with good performance & easy handling Matching our Diamond boards	Entry level SUPer looking for a robust & highly durable paddle with easy handling	Entry level SUPer looking for a price point paddle with easy handling	Kids from entry to ripper level looking for a light paddle with good performance & easy handling	Kids looking for a budget friendly paddle to match their size & power



RIDER: ARTHUR ARUTKIN



PROMO WEAR



**TEE ADDICTED**  
ICE BLUE  
MEN S – XXL  
ART. NO.: 13902-5020



**TEE BOARDRIDING**  
LIGHT GREEN  
MEN S – XXL  
ART. NO.: 13902-5021



**TEE FANATIC**  
LIGHT ASH GREY  
MEN S – XXL  
ART. NO.: 13902-5022



**TEE FANATIC ADDICTED**  
HEATHER CRANBERRY  
MEN S – XXL  
ART. NO.: 13902-5023



**KIDS TEE FANATIC**  
WHITE  
KIDS 4 – 14 YEARS  
ART. NO.: 13902-5024



**GIRLS TEE FANATIC**  
LIGHT GREEN  
WOMEN S – L  
ART. NO.: 13903-5025



**HOODIE FANATIC**  
DARK HEATHER GREY  
UNISEX XS – XXL  
ART. NO.: 13900-5226



**SWEATER BOARDRIDING**  
DARK HEATHER BLUE  
UNISEX XS – XXL  
ART. NO.: 13900-5227



**WET SHIRT FANATIC**  
GREY  
UNISEX XS – XXL  
ART. NO.: 13702-5014



**SUNVISOR FANATIC**  
RED  
ONE SIZE  
ART. NO.: 13700-5811



**NET CAP BOARDRIDING**  
RED  
ONE SIZE  
ART. NO.: 13800-5805



**SNAPBACK CAP ADDICTED TO RIDE**  
GREY MELANGE  
ONE SIZE  
ART. NO.: 13800-5806



**NEW ERA NET CAP BOARDRIDING**  
BLUE / GREY  
S/M, M/L  
ART. NO.: 13900-5810



**NEW ERA NET CAP FANATIC**  
GREY / BURGUNDY  
S/M, M/L  
ART. NO.: 13900-5811



**NEW ERA BEANIE FANATIC**  
GREY  
ONE SIZE  
ART. NO.: 13900-5813



**NEW ERA CAMOSNAP CAP**  
GREY CAMO  
ONE SIZE  
ART. NO.: 13800-5807



RIDERS: VICTOR FERNANDEZ, ARTHUR ARUTKIN



INFLATABLE BOARDS

RANGE 2019



MODEL	STUBBY AIR	FLY AIR	DIAMOND AIR	PURE AIR	RIPPER AIR	RAY AIR	DIAMOND AIR TOURING	PURE AIR TOURING	RIPPER AIR TOURING
ART. NO.	13900-1130	13900-1132 13900-1131 (STR)	13800-1133	13700-1156	13800-1138	13900-1135 13900-1134 (STR)	13800-1136	13700-1157	13800-1140
SIZES	8'6"	9'0"/9'8"/10'4"/10'8"	9'8"/10'4"	10'4"	7'10"	11'6" x 31" / 12'6" x 32"	11'6" x 31"	11'6" x 31"	10'0"
CATEGORY	Surf / All-round	All-round	All-round	All-round	Kids	Touring	Touring	Touring	Kids Touring / Race
TECHNOLOGY	DL Light	DL Light STR	STR	Pure	Pure	DL Light STR	STR	Pure	Pure
MASTBASE INSERT	✓	✓ (Premium only)	✓	—	—	✓ (Premium only)	✓	—	✓
TARGET RIDER	Intermediate to experienced SUPer looking for progressive & dynamic performance from a board that is convenient to store & transport	All level SUPer looking for a board that performs for all abilities in everything from flatwater to small waves	All level female SUPer looking for a ladies specific board that performs for all abilities in everything from flatwater to small waves	Entry level SUPer looking for a board that is affordable, easy to store & transport whilst offering safe & stable performance	Kids from beginner to Ripper looking for the ultimate fun package they can carry to the water themselves, on their bike or skateboard. No parents needed!	All level Touring and Trekking enthusiasts with a demand for great straight line performance & convenient travel & storage	Female Touring and Trekking enthusiasts of all levels, looking for a ladies specific board that delivers great straight line performance with convenient travel & storage	All level Touring and Trekking enthusiasts seeking a lightweight and affordable board that delivers great straight line performance & convenience	Kids of all levels with a desire to be faster than their buddies & parents on a comfortable board that is easy to transport & store
IDEAL CONDITIONS	Small waves & flatwater	Flatwater to small waves	Flatwater to small waves	Flatwater to small waves	Flatwater to small and soft waves	Lakes, canals, calm rivers & calm open ocean	Lakes, canals, calm rivers & calm open ocean	Lakes, canals, calm rivers & calm open ocean	Flatwater
CHARACTER	<ul style="list-style-type: none"><li>› Compact ›Stubby-Style</li><li>› Slashy &amp; snappy</li><li>› Small &amp; mobile</li></ul>	<ul style="list-style-type: none"><li>› Easy and stable all-rounder</li><li>› Multiple sizes and options</li><li>› Multi-purpose traveller</li></ul>	<ul style="list-style-type: none"><li>› Easy &amp; stable ladies all-rounder</li><li>› Lightweight</li><li>› Easily portable</li></ul>	<ul style="list-style-type: none"><li>› Perfect entry iSUP</li><li>› Economical-ly priced</li><li>› Travel friendly</li><li>› Easy to setup</li></ul>	<ul style="list-style-type: none"><li>› Soft &amp; playful kids all-rounder</li><li>› Light &amp; strong</li><li>› Easy handling</li></ul>	<ul style="list-style-type: none"><li>› Stable &amp; efficient glide</li><li>› Effortless distance</li><li>› Easily portable</li></ul>	<ul style="list-style-type: none"><li>› Stable &amp; graceful glide</li><li>› Effortless distance</li><li>› Easily portable</li></ul>	<ul style="list-style-type: none"><li>› Stable &amp; efficient glide</li><li>› Effortless distance</li><li>› Easily portable</li></ul>	<ul style="list-style-type: none"><li>› Soft &amp; playful kids touring &amp; raceboard</li><li>› Light &amp; rigid</li><li>› Easy handling</li></ul>










MODEL	RAPID AIR RAPID AIR TOURING	FALCON AIR	VIPER AIR WINDSURF	RIPPER AIR WS PURE	FLY AIR FIT & PLATFORM	AIR MAT	FLY AIR XL / L TANDEM AIR PREMIUM
ART. NO.	13800-1143 13800-1144 (Touring)	13800-1137	13800-1149 13800-1148 (Pure)	13800-1147	13800-1152 (Board) 13600-1142 (Platform)	13800-1153	13700-1146 (Tandem Air) 13800-1157 (Fly Air L) 13800-1158 (Fly Air XL)
SIZES	9'6" x 36" / 11'0" x 34"	12'6" x 26.5" / 12'6" x 29" / 14'0" x 26.5" / 14'0" x 29"	11'0" (355l)	9'0" (187l)	10'6" x 34" / 10'0" x 10'0" (1000l)	8'2" x 36" (343l)	17'0" x 78.5" / 17'0" x 60" / 16'0" x 34"
CATEGORY	River	Race	Inflatable Windsurf	Inflatable Windsurf Kids	SUP Fit / SUP Yoga	SUP Fit / SUP Yoga	Specials
DL HD	DL HD	DL Light	DL HD Pure	Pure	STR Single Skin	Single Skin	Single Skin DL HD
MASTBASE INSERT	—	—	✓	✓	—	—	✓ (Tandem only, x2)
TARGET RIDER	Action seeker paddling in wild waters of streams & rivers, as well as River Touring enthusiasts with a need for a stable & robust board in a smart package	Intermediate to experienced SUPer with focus on paddling speed, training & long distance, but who wants to avoid the hassle of transport, storage & handling that comes with a composite race board	Everyone looking for a smart package of the ultimate entry level Windsurf & SUP board for the whole family	Kids looking for a smart package of the ultimate entry Windsurf and SUP board	Fitness & Yoga enthusiasts with a desire to be in natural surroundings, taking their skills to the next level	Fitness & Yoga enthusiasts looking for the next level training platform for indoor & outdoor pools	Families, friends & clubs looking for the ultimate group fun
IDEAL CONDITIONS	Rivers, streams & shallow waters	Flatwater to downwind open ocean	Flatwater very light to light winds	Flatwater very light to light winds	Flatwater & pools	Flatwater & pools	Flatwater to small & soft waves
CHARACTER	<ul style="list-style-type: none"><li>› Tough &amp; strong</li><li>› Ultra stable</li><li>› Convenient to transport &amp; store</li></ul>	<ul style="list-style-type: none"><li>› Fast &amp; efficient</li><li>› Rigid &amp; direct</li><li>› Perfect race traveller</li></ul>	<ul style="list-style-type: none"><li>› Windsurfboard / SUP family board</li><li>› Stable &amp; forgiving</li><li>› Great non-planing glide</li><li>› Soft &amp; gentle</li><li>› Smart packing</li></ul>	<ul style="list-style-type: none"><li>› Windsurfboard / SUP kids &amp; family board</li><li>› Stable &amp; forgiving</li><li>› Great non-planing glide</li><li>› Soft &amp; gentle</li><li>› Smart packing</li></ul>	<ul style="list-style-type: none"><li>› SUP Fit / SUP Yoga &amp; regular SUP</li><li>› Next level balance training</li><li>› Soft &amp; smooth</li><li>› Multiple handles &amp; connections</li><li>› Smart packing</li></ul>	<ul style="list-style-type: none"><li>› SUP Fit &amp; SUP Yoga</li><li>› Next level balance training</li><li>› Soft &amp; smooth</li><li>› ideal for pools</li></ul>	<ul style="list-style-type: none"><li>› Big fun for family &amp; friends</li><li>› High volume for high load carrying</li></ul>








QUICKFINDER INFLATABLE BOARDS



COMPOSITE BOARDS

RANGE 2019

							
MODEL	SKY SURF FOIL	SKY SUP FOIL	STUBBY FOIL	PROWAVE LTD	STUBBY	ALLWAVE	STYLEMASTER BAMBOO
ART. NO	13900-1117	13900-1118	13900-1116	13900-1101	13900-1100	13900-1102	13900-1104
SIZES	4'10" / 5'2" / 5'6"	6'4" / 6'6" / 6'10" / 7'0"	8'7"	7'6" / 8'0" / 8'5" / 8'9"	7'10" / 8'3" / 8'7" / 8'10"	8'9" / 9'0" / 9'4" / 9'8"	9'0" x 29" / 10'0" x 30" / 10'6" x 31"
CATEGORY	Surf Foil	SUP Foil	Progressive Surf	Radical Surf	Surf	Intermediate Surf	Surf
TECHNOLOGY	CST	CST	VCT	CST	VCT	VCT	BS
MASTBASE INSERT	—	—	✓	✓	✓	✓	✓
TARGET RIDER	All surfers seeking a new sensation on a board that will make even the worst conditions feel special	All SUPers seeking the ultimate foiling board	Experienced SUPer / Windsurfer looking for maximum range of use from a single board & a new waveriding sensation	Experienced wave SUPer who spends a fair amount of time in the waves & wants to progress in fast turns & wave manoeuvres	Experienced to intermediate wave SUPer looking for a new sensation in the waves in terms of speed, easy catching & biting rails	Intermediate wave SUPer looking for a stable & easy platform to catch wave after wave, even when it's mushy & choppy	Classic Longboard Lover! SUPers looking to take their Longboard surfing skills onto the SUP
IDEAL CONDITIONS	Less than perfect surf conditions, ocean swells & smaller waves	Less than perfect surf conditions, ocean swells & smaller waves	Surf: Same as Stubby LTD Surf-Foil: Rolling, barely breaking surf to over headhigh waves Windsurf-Foil: Flatwater lakes to open ocean in light to moderate winds	Reef, point and beach breaks, head high to larger, powerful & fast surf	All-round wave conditions, from small & sloppy to more powerful surf	Less than perfect waves, from small to overhead high surf	Long and less powerful waves, small to overhead high surf
CHARACTER	<ul style="list-style-type: none"><li>› Easy foiling</li><li>› Stable &amp; quick to paddle</li><li>› Ultra compact &amp; manoeuvrable underfoot</li><li>› Incredible glide</li><li>› Makes poor conditions feel great</li></ul>	<ul style="list-style-type: none"><li>› Effortless foiling</li><li>› Compact shape for stability &amp; manoeuvrability</li><li>› Easy paddling</li><li>› Transforms tiny onshore conditions into awesome days</li></ul>	<ul style="list-style-type: none"><li>› Foil surfing &amp; standard wave SUP use</li><li>› Same performance features of Stubby</li><li>› Adjustable System for a variety of foils</li><li>› Greatest multi-sports range with additional inserts for windsurf-foiling</li></ul>	<ul style="list-style-type: none"><li>› Powerful performance surf style</li><li>› Fast carves</li><li>› Snappy &amp; grippy turns</li></ul>	<ul style="list-style-type: none"><li>› Compact parallel rails concept</li><li>› Reduced swing weight</li><li>› Stable and balanced paddling</li><li>› Quick acceleration</li><li>› Controlled lines</li><li>› Slashy &amp; snappy surf style</li></ul>	<ul style="list-style-type: none"><li>› Wide &amp; stable</li><li>› Easy paddling &amp; wave catching</li><li>› Tight &amp; easy turns</li><li>› All types of waves</li></ul>	<ul style="list-style-type: none"><li>› True Longboard feeling</li><li>› Crisp &amp; grippy reactions</li><li>› ›Noserider-Style</li><li>› Incredible glide</li></ul>

						
FLY	DIAMOND BAMBOO	RAY	DIAMOND BAMBOO TOURING	FALCON CARBON	BLITZ CARBON / BLITZ	STRIKE CARBON / STRIKE
13900-1109 (Bamboo) 13900-1108 (BS with CF) 13900-1119 (Eco) 13900-1106 (Soft Top)	13900-1110	13900-1114 (LTD) 13900-1113 (Pure)	13900-1115	13900-1111	13900-1120 (CCS) 13900-1124 (BXF)	13900-1112 (CCS) 13900-1125 (BXF)
9'6" / 10'6" / 11'2" / 11'2" CF	9'6" / 10'6"	12'6" x 29.5" / 14'0" x 29.5"	11'6" x 29"	14'0" x 24.75" / 14'0" x 26.75"	14'0" x 24" / 14'0" x 26"	14'0" x 21.5" / 14'0" x 25"
All-round	All-round	Touring	Touring	Downwind Race	All-round Race	Flatwater Race
BS CFWC Soft Top	BS	CCS Pure Light	BS	CCS BXF	CCS BXF	CCS
✓	✓	✓	✓	—	—	—
Entry to intermediate level SUPer looking for a board that will do everything – from flatwater cruising to small waves	Ladies from entry to intermediate level looking for a board that will do everything – from flatwater cruising to small waves	Entry to intermediate level SUPer who likes to explore & is able to make some distance in their home waters	Entry to intermediate level female SUPer who likes to explore & is able to make some distance in their home waters	Intermediate to top level SUPer looking for a raceboard to win Downwinders	Intermediate to top level SUPer looking for a raceboard that excels across all conditions	Intermediate to top level SUPer looking for the fastest flatwater raceboard
Flatwater to smaller & softer waves	Flatwater to smaller & softer waves	Flatwater – lakes & calm open ocean sea	Flatwater – lakes & calm open ocean sea	Downwind open ocean surf & flatwater finishes	All race conditions from open ocean to flatwater	Flatwater & chop
<ul style="list-style-type: none"><li>› Easy &amp; stable paddling</li><li>› Good glide</li><li>› Simple wave catching &amp; effortless steering</li><li>› Multiple sizes &amp; options</li></ul>	<ul style="list-style-type: none"><li>› Gentle ladies-all-rounder</li><li>› Easy and stable paddling</li><li>› Good glide</li><li>› Simple wave catching &amp; effortless steering</li></ul>	<ul style="list-style-type: none"><li>› Stable &amp; efficient glide</li><li>› Effortless distance</li></ul>	<ul style="list-style-type: none"><li>› Stable &amp; efficient glide</li><li>› Effortless distance</li></ul>	<ul style="list-style-type: none"><li>› Incredibly fast and efficient</li><li>› Maintains speed up and over bumps</li><li>› Simple foot steering on runners</li><li>› Stable and confidence inspiring</li></ul>	<ul style="list-style-type: none"><li>› The ultimate all-rounder</li><li>› Extremely efficient when drafting</li><li>› Rides fast &amp; high when surfing</li></ul>	<ul style="list-style-type: none"><li>› Zero compromise flat water racing</li><li>› Incredibly fast</li><li>› Super efficient glide</li><li>› Great stability</li></ul>





IMPRINT



PHOTO CREDITS: John Carter, Fish Bowl Diaries, Sebastian Schöffel, Marcus Friedrich, Klaas Voget, Toby Bromwich, Matthias Paintner, Michael Much Kalensky, Dan Petermann, Manuel Morel, Maximilian Prechtel, Ronny Kiaulehn, Ricardo Bravo, Jeremie Tronet, Axel Jansen

RIDER COVER: Paulina Herpel  
RIDERS BACKCOVER: Paulina Herpel, Valentin Illichmann

DESIGN: 3deluxe

All data subject to change © Fanatic 2018  
For international distribution contacts please check:  
WWW.FANATIC.COM/SUP

BOARDS & MORE GMBH  
RABACH 1/A – 4591 MOLLN  
PHONE: +43 (0)7584 403-0



MODELS	LENGTH	WIDTH	VOLUME	THICKNESS	TECHNOLOGY
Stubby Air	8'6" / 259 cm	29.5" / 74.9 cm	178l	4.5" / 11.5 cm	DL Light – Double Layer Light
	9'0" / 274.3 cm	31" / 78.7 cm	192l	4.5" / 11.5 cm	DL Light – Double Layer Light
	9'8" / 294.6 cm	32" / 81.3 cm	213l		
Fly Air Premium	10'4" / 315 cm	33" / 83.8 cm	284l	5.5" / 14 cm	
	10'8" / 325.1 cm	34" / 86.4 cm	306l		
	9'0" / 274.3 cm	31" / 78.7 cm	192l	4.5" / 11.5 cm	STR – Stringer
Fly Air	9'8" / 294.6 cm	32" / 81.3 cm	213l		
	10'4" / 315 cm	33" / 83.8 cm	284l	5.5" / 14 cm	
	10'8" / 325.1 cm	34" / 86.4 cm	306l		
Diamond Air	9'8" / 294.6 cm	32" / 81.3 cm	213l	4.5" / 11.5 cm	STR – Stringer
	10'4" / 315 cm	33" / 83.8 cm	284l	5.5" / 14 cm	
	10'4" / 315 cm	33" / 83.8 cm	284l	5.5" / 14 cm	Single Skin
Pure Air	10'4" / 315 cm	33" / 83.8 cm	284l	5.5" / 14 cm	Single Skin
Ripper Air	7'10" / 238.8 cm	28" / 71.1 cm	138l	4.5" / 11.5 cm	
Ray Air Premium	11'6" / 350.5 cm	31" / 78.7 cm	299l	6" / 15 cm	DL Light – Double Layer Light
	12'6" / 381 cm	32" / 81.3 cm	339l		
Ray Air	11'6" / 350.5 cm	31" / 78.7 cm	299l	6" / 15 cm	STR – Stringer
	12'6" / 381 cm	32" / 81.3 cm	339l		
Diamond Air Touring	11'6" / 350.5 cm	31" / 78.7 cm	299l	6" / 15 cm	STR – Stringer
Pure Air Touring	11'6" / 350.5 cm	31" / 78.7 cm	299l	6" / 15 cm	STR – Stringer
Ripper Air Touring	10'0" / 304.8 cm	26" / 66 cm	180l	4.5" / 11.5 cm	Single Skin
Rapid Air	9'6" / 289.6 cm	36" / 91.4 cm	315l	6" / 15 cm	DL HD – Double Layer Heavy Duty
Rapid Air Touring	11'0" / 335.3 cm	34" / 86.4 cm	330l	6" / 15 cm	DL HD – Double Layer Heavy Duty
	12'6" / 381 cm	26.5" / 67.3 cm	274l		
Falcon Air	12'6" / 381 cm	29" / 73.7 cm	300l	6" / 15 cm	DL Light – Double Layer Light
	14'0" / 426.7 cm	26.5" / 67.3 cm	314l		
	14'0" / 426.7 cm	29" / 73.7 cm	335l		
Viper Air Windsurf	11'0" / 335.3 cm	33.5" / 85.1 cm	355l	6" / 15 cm	DL HD – Double Layer Heavy Duty
Viper Air Windsurf Pure	11'0" / 335.3 cm	33.5" / 85.1 cm	355l	6" / 15 cm	Single Skin
Ripper Air Windsurf Pure	9'0" / 274.3 cm	29" / 73.7 cm	187l	4.5" / 11.5 cm	Single Skin
Fly Air Fit	10'6" / 320 cm	34" / 86.4 cm	300l	5.5" / 14 cm	STR – Stringer
Fly Air Fit Platform	10'0" / 304.8 cm	10" / 304.8 cm	1000l	8" / 20 cm	Single Skin
Air Mat	8'2" / 248.9 cm	36" / 91.4 cm	343l	6" / 15 cm	Single Skin
Fly Air L	17'0" / 518.2 cm	60" / 152.4 cm	1330l	8" / 20 cm	Single Skin
Fly Air XL	17'0" / 518.2 cm	78.5" / 199.4 cm	1600l	8" / 20 cm	Single Skin
Tandem Air Premium	16'0" / 487.6 cm	34" / 86.4 cm	505l	6" / 15 cm	DL HD – Double Layer Heavy Duty
	4'10" / 147.3 cm	20" / 50.5 cm	33l		
	5'2" / 157.5 cm	21" / 53.3 cm	42l		
Sky Surf	5'6" / 167.6 cm	22" / 55.9 cm	51l	–	CST – Custom Surf
	6'4" / 193.0 cm	27" / 68.6 cm	96l		
	6'6" / 198.1 cm	30" / 76.2 cm	115l		
Sky SUP	6'10" / 208.3 cm	31" / 78.7 cm	132l	–	CST – Custom Surf
	7'0" / 213.4 cm	31.5" / 80 cm	145l		
	7'6" / 228.6 cm	26.5" / 67.3 cm	80l		
Stubby Foil Edition	8'7" / 261.6 cm	29.25" / 74.3 cm	120l	–	VCT – Vectornet
	7'6" / 228.6 cm	26.5" / 67.3 cm	80l		
	8'0" / 243.8 cm	27.5" / 69.9 cm	92l		
ProWave LTD	8'5" / 256.7 cm	29.5" / 74.9 cm	108l	–	CST – Custom Surf
	8'9" / 266.7 cm	30.5" / 77.5 cm	120l		
	7'10" / 238.8 cm	28.5" / 72.4 cm	95l		
Stubby	8'3" / 251.5 cm	28.75" / 73 cm	105l	–	VCT – Vectornet
	8'7" / 261.6 cm	29.25" / 74.3 cm	120l		
	8'10" / 269.2 cm	30.5" / 77.5 cm	135l		
AllWave	8'9" / 266.7 cm	32" / 81.3 cm	145l	–	VCT – Vectornet
	9'0" / 274.3 cm	32" / 81.3 cm	159l		
	9'4" / 284.5 cm	33" / 83.8 cm	173l		
Stylemaster Bamboo	9'8" / 294.6 cm	33" / 83.8 cm	187l	–	BS – Bamboo Sandwich
	9'0" / 274.3 cm	29" / 73.7 cm	115l		
	10'0" / 304.8 cm	30" / 76.2 cm	135l		
Fly Bamboo	10'6" / 320 cm	31" / 78.7 cm	155l	–	BS – Bamboo Sandwich
	9'6" / 289.6 cm	31" / 78.7 cm	151l		
	10'6" / 320 cm	31" / 78.7 cm	177l		
Fly Bamboo Center Fin	11'2" / 340.4 cm	34" / 86.4 cm	236l	–	BS – Bamboo Sandwich
	11'2" / 340.4 cm	34" / 86.4 cm	236l		
	11'2" / 340.4 cm	34" / 86.4 cm	236l		
Fly Eco	11'2" / 340.4 cm	34" / 86.4 cm	236l	–	CFWC – Cork Flax Wood Composite
	11'2" / 340.4 cm	34" / 86.4 cm	236l		
	11'2" / 340.4 cm	34" / 86.4 cm	236l		
Fly Soft Top	11'2" / 340.4 cm	34" / 86.4 cm	236l	–	Soft Top
	11'2" / 340.4 cm	34" / 86.4 cm	236l		
	11'2" / 340.4 cm	34" / 86.4 cm	236l		
Diamond Bamboo	9'6" / 289.6 cm	31" / 78.7 cm	151l	–	BS – Bamboo Sandwich
	10'6" / 320 cm	31" / 78.7 cm	177l		
	11'2" / 340.4 cm	34" / 86.4 cm	236l		
Ray LTD	12'6" / 381 cm	29.5" / 74.9 cm	251l	–	CCS – Custom Carbon Sandwich
	14'0" / 426.7 cm	29.5" / 74.9 cm	291l		
	12'6" / 381 cm	29.5" / 74.9 cm	251l		
Ray	14'0" / 426.7 cm	29.5" / 74.9 cm	291l	–	Pure Light
	14'0" / 426.7 cm	29.5" / 74.9 cm	291l		
	14'0" / 426.7 cm	29.5" / 74.9 cm	291l		
Diamond Bamboo Touring	11'6" / 350.5 cm	29" / 73.7 cm	224l	–	BS – Bamboo Sandwich
	14'0" / 426.7 cm	24.75" / 62.8 cm	290l		
	14'0" / 426.7 cm	24.75" / 62.8 cm	290l		
Falcon Carbon	14'0" / 426.7 cm	26.75" / 67.9 cm	310l	–	CCS – Custom Carbon Sandwich
	14'0" / 426.7 cm	26.75" / 67.9 cm	310l		
	14'0" / 426.7 cm	26.75" / 67.9 cm	310l		
Blitz Carbon	14'0" / 426.7 cm	24" / 61 cm	293l	–	CCS – Custom Carbon Sandwich
	14'0" / 426.7 cm	24" / 61 cm	293l		
	14'0" / 426.7 cm	24" / 61 cm	293l		
Blitz	14'0" / 426.7 cm	26" / 66 cm	310l	–	BXF – Biax Fibre/Full PVC Sandwich LF
	14'0" / 426.7 cm	26" / 66 cm	310l		
	14'0" / 426.7 cm	26" / 66 cm	310l		
Strike Carbon	14'0" / 426.7 cm	21.5" / 54.6 cm	274l	–	CCS – Custom Carbon Sandwich
	14'0" / 426.7 cm	21.5" / 54.6 cm	274l		
	14'0" / 426.7 cm	21.5" / 54.6 cm	274l		
Strike	14'0" / 426.7 cm	25" / 63.5 cm	295l	–	BXF – Biax Fibre/Full PVC Sandwich LF
	14'0" / 426.7 cm	25" / 63.5 cm	295l		
	14'0" / 426.7 cm	25" / 63.5 cm	295l		



